

## SHOCKERS



11

rv/rv **WICHITA STATE** (8-2, 0-0 MVC) at **OKLAHOMA** (6-2, 0-0 Big 12)  
 Saturday, Dec. 10, 2016 • Oklahoma City, Okla. • Chesapeake Energy Arena  
 Series: OU leads 4-1 • Streak: WSU, Won 1 • Last: 12/20/1975 in Wichita (WSU, 65-60)

## WICHITA STATE

## OKLAHOMA

Overall	MVC	Record	Overall	Big 12
8-2	-	Record	6-2	-
6-0	-	Home	4-0	-
1-0	-	Away	0-1	-
1-2	-	Neutral	2-1	-
rv	-	AP Poll	-	-
rv	-	Coaches Poll	-	-
94	-	RPI*	131	-
17	-	KenPom*	42	-

\* -As of Dec. 5, 2016 (351 D-I Teams)... RPI from Collegiate Basketball News

Gregg Marshall	Head Coach	Lon Kruger
10th	238-87	Current School
19th	432-170	Overall
		596-363
		31st

## Statistical Leaders

Markis McDuffie	11.1	Points	Jordan Woodard	15.8
Darral Willis Jr.	5.3	Rebounds	Khadeem Lattin	6.4
Daishon Smith	2.8	Assists	Jordan Woodard	3.9
Darral Willis Jr.	7	Blocks	Khadeem Lattin	17
Daishon Smith	14	Steals	Jordan Woodard	18

Rank	#	Team Statistics	#	Rank
49	82.3	Offense	80.5	64
8	58.1	Defense	69.3	130
4	24.2	Scoring Margin	11.3	62
11	10.9	Reb. Margin	4.3	T-94
35	17.0	Assists	14.4	145
219	2.9	Blocks	5.1	T-39
T-64	7.8	Steals	9.3	T-14
26	4.4	Turnover Margin	0.0	189
25	1.43	A-T Ratio	0.93	229
101	46.5	FG %	48.6	41
6	35.1	FG % Defense	39.8	67
101	8.4	3-Pointers	7.8	T-146
54	38.9	3-Pt %	41.9	14
122	71.1	FT %	68.9	178
40	80.0	Winning %	75.0	T-70

\* - Through Wednesday, Dec. 7

## STARTERS &amp; KEY RESERVES

PROBABLE STARTERS	Pts	Reb	Other
G 2 Daishon Smith 6-1 Jr.	6.4	3.0	12/24 3pt
G 11 Landry Shamet 6-4 R-Fr.	8.5	3.0	81% FT
C 20 Rauno Nurger 6-10 Jr.	5.8	2.9	5/10 3pt
F 21 Darral Willis Jr. 6-9 Jr.	10.0	5.3	7 blocks
F 32 Markis McDuffie 6-8 So.	11.1	4.4	8 steals

KEY RESERVES	Pts	Reb	Other
F 0 Rashard Kelly 6-7 Jr.	6.0	4.6	8 steals
F 1 Zach Brown 6-6 Jr.	9.3	3.5	8 steals
G 12 Austin Reaves 6-5 Fr.	6.7	2.2	12/22 3pt
C 24 Shaquille Morris 6-8 R-Jr.	8.0	3.3	54.8% FG
F 25 Eric Hamilton 6-8 So.	1.6	1.9	2 blocks
G 33 Conner Frankamp 6-1 Jr.	6.2	1.4	27:7 A-T0

## OPENING TIPS

- Wichita State (8-2) and Oklahoma (6-2) square off on the hardwood for the first time in over four decades Saturday afternoon at Oklahoma City's Chesapeake Energy Arena.
- OU will make a return trip to Wichita in 2017-18 to take part in the Shockers' annual downtown game at INTRUST Bank Arena.
- WSU plays back-to-back games against Big 12 teams from the Sooner State, continuing at home next Saturday against Oklahoma State (6 p.m. CT, ESPN3).

## ON THE AIR

- The 3 p.m. CT tipoff can be seen on ESPN2 with Rich Hollenberg and Mark Adams on the call.
- Catch every Shocker game, home and away, on FM 103.7 KEYN and online at goshockers.com/listen. Mike Kennedy -- now in his 37th year as Voice of the Shockers -- will call his 1,183rd consecutive game, alongside Bob Hull.
- Kennedy also hosts the *Gregg Marshall Coaches Show* on Monday nights from 6-7 p.m. Fans can tune in on KNSS 1330AM/98.7 FM or watch it live at AJ's Sports Bar & Grill at the corner of 13th & Greenwich Road.

## ALL-COLLEGE CLASSIC

- WSU-OU doubles as the 79<sup>th</sup> All-College Classic.
- Though its format has evolved over the years (from an eight team tournament bracket to a single-game), the All-College Classic is considered the nation's oldest basketball event, outdating the NCAA, NIT, NAIA and NBA.
- Originated and sponsored for 21 years by the Oklahoma Publishing Company, the event became the major annual project of the OKC All-Sports Association in 1957.
- This is the Shockers' ninth overall appearance in the event but their first since 1970.
- Under the previous tournament format, WSU went 16-8 with two titles (1961 & 64) and one runner-up finish.

WSU at the All-College
1954..... 2-1 3rd
1958..... 1-2
1959..... 2-1 3rd
1960..... 3-0 1st
1961..... 2-1 3rd
1965..... 3-0 1st
1970..... 2-1 2nd
TOTAL... 16-8 2 titles

## NOTES TO KNOW

- Through 10 games, WSU ranks fourth nationally in scoring margin (+24.2) and 11<sup>th</sup> in rebound margin (+10.9). Opponent average just 58.1 pts (8<sup>th</sup>) on 35.1% shooting (6<sup>th</sup>).
- Team Depth... WSU leads the nation in bench scoring (49.2), and all 10 rotation players average at least 5.6 points and 13.0 minutes. None are averaging more than 11.1 points or 23.0 minutes.
- The Shockers needed less than a month to set a single-season school record. Tuesday's 75-45 win over Saint Louis was their sixth 30-point win of the year.
- The team has won three-straight, and their only losses this year have come to top-25 teams (Louisville & Michigan State).
- The Shockers went 9-3 last year in true road games and are out to a 1-0 start this year.. WSU has been this decade's best true road team, with an .814 road percentage (58-10) since 2010-11.

## TUNING IN

- TELECAST..... ESPN2  
 Rich Hollenberg (pbp)  
 Mark Adams (analyst)
- STREAMING.... WatchESPN/ESPN App
- RADIO..... FM 103.7 KEYN  
 GoShockers.com/Listen  
 Mike Kennedy (pbp) & Bob Hull (analyst)
- LIVE STATS..... ShockerStats.com
- FACEBOOK..... WichitaStateUniversityAthletics
- TWITTER..... @GoShockers or @GoShockersLive
- INSTAGRAM..... instagram.com/goshockers
- YOUTUBE..... youtube.com/wsuathletics

## 2016-17 SCHEDULE/RESULTS

Date	Opponent	Time (CT)	TV
Nov 11	SOUTH CAROLINA ST.	W 85-39	Cox HD 2022
Nov 13	LONG BEACH ST. S	W 92-55	Cox HD 2022
Nov 16	TULSA	W 80-53	ESPN3
Nov 20	EASTERN SHORE	W 116-79	Cox HD 2022
Nov 23	vs LSU ^	W 82-47	ESPN2
Nov 24	vs #10 Louisville	L 52-62	ESPN
Nov 25	vs #24 Michigan State	L 72-77	ESPN2
Nov 29	SOUTHERN NAZARENE	W 87-57	Cox HD 2122
Dec 3	at Colorado St. %	W 82-67	CBSN
Dec 6	SAINT LOUIS	W 75-45	Cox HD 2122
Dec 10	at Oklahoma #	3 p.m.	ESPN2
Dec 17	OKLAHOMA ST. !	6 p.m.	ESPN3
Dec 22	SOUTH DAKOTA ST.	7 p.m.	Cox HD 2022
Dec 28	at Indiana St. *	6 p.m.	Cox HD 2022
Jan 1	BRADLEY *	1 p.m.	Cox HD 2022
Jan 4	DRAKE *	7 p.m.	Cox HD 2022
Jan 8	at Northern Iowa *	3 p.m.	ESPN3
Jan 11	LOYOLA *	6 p.m.	Cox HD 2022
Jan 14	at Illinois St. *	7 p.m.	ESPN2
Jan 17	at Evansville *	8 p.m.	CBSN
Jan 21	INDIANA ST. *	2 p.m.	ESPN3
Jan 24	SOUTHERN ILLINOIS *	6 p.m.	CBSN
Jan 29	at Bradley *	3 p.m.	ESPN3
Feb 1	at Drake *	6 p.m.	Cox HD 2022
Feb 4	ILLINOIS ST. *	7 p.m.	ESPN2
Feb 9	MISSOURI ST. *	8 p.m.	CBSN
Feb 12	at Loyola *	3 p.m.	ESPN3
Feb 15	at Southern Illinois *	6 p.m.	Cox HD 2022
Feb 18	NORTHERN IOWA *	11 a.m.	ESPN2
Feb 21	EVANSVILLE *	7 p.m.	Cox HD 2022
Feb 25	at Missouri St.	TBA	TBA
Mar 2-5	MVC Tournament (St. Louis Mo.)		

% - MVC-MWC Challenge Series  
 # -- All-College Classic (Oklahoma City/Chesapeake Energy Arena)  
 ! - Wichita, Kan. / INTRUST Bank Arena  
 S - Battle 4 Atlantis Preliminary (Wichita, Kan.)  
 ^ - Battle 4 Atlantis (Paradise Island, Bahamas / Imperial Arena)  
 \* - Missouri Valley Conference game

## WICHITA STATE MEDIA RELATIONS

Bryan Holmgren, Assistant Director/Men's Basketball Contact  
 E: bholmgren@goshockers.com O: 316.978.5535 C: 316.841.6206



## Head Coach *Gregg Marshall* GREGG MARSHALL

**Career Accolades:**

- **3x** MVC Coach of the Year
- **4x** Big South Coach of the Year
- **2014** Naismith Coach of the Year
- **2014** AP Coach of the Year
- **2014** Henry Iba Coach of the Year
- **2014** NABC Coach of the Year
- **2014** Adolph Rupp Cup Winner
- **2007** Hugh Durham Award

**AT WSU** | 238-87 (.732), 10th

- 1** Final Four Appearance
- 4** MVC Regular Season Titles
- 1** MVC Tournament Title
- 5** NCAA Appearances
- 1** NIT Championship
- 12** 1st Team All-MVC Selections
- 3** All-Americans

**CAREER** | 432-170 (.718), 19th

- 8** Conf. Tournament Titles
- 10** Conf. Regular Season Titles
- 13** NCAA Appearances

**WINTHROP (Head Coach, 1998-07)**

Season	W-L	BSC	Finish		Postseason
1998-99	21-8	9-1	1st	BSC Tournament Champs	NCAA Rd. 64
1999-00	21-9	11-3		Tournament Champions	NCAA Rd. 64
2000-01	18-13	11-3		Tournament Champions	NCAA Play-In
2001-02	19-12	10-4	1st	BSC Tournament Champs	NCAA Rd. 64
2002-03	20-10	11-3	1st		
2003-04	16-12	10-6	3rd		
2004-05	27-6	15-1	1st	BSC Tournament Champs	NCAA Rd. 64
2005-06	23-8	13-3	1st	BSC Tournament Champs	NCAA Rd. 64
2006-07	29-5	14-0	1st	BSC Tournament Champs	NCAA Rd. 32
<b>TOTAL</b>	<b>194-83</b>		<b>(104-24)</b>		

**WICHITA STATE (Head Coach, 2007-Present)**

Season	W-L	Conf.	Finish		Postseason
2007-08	11-20	4-14	9th	-	-
2008-09	17-17	8-10	T-5th		CBI 2nd Rd.
2009-10	25-10	12-6	2nd		NIT 1st Rd.
2010-11	29-8	14-4	2nd		NIT Champions
2011-12	27-6	16-2	1st		NCAA Rd. 64
2012-13	30-9	12-6	2nd		NCAA Final Four
2013-14	35-1	18-0	1st	MVC Tournament Champs	NCAA Rd. 32
2014-15	30-5	17-1	1st		NCAA Sweet 16
2015-16	26-9	16-2	1st		NCAA Rd. 32
2016-17	7-2	-	-		-
<b>TOTAL</b>	<b>238-87</b>		<b>(118-45)</b>		

**GREGG MARSHALL...**

- Coached his 600th career game 11/29/16 vs. So. Nazarene
- Began the year ranked 19th among active D-1 coaches in winning percentage (.716) and 42nd in total wins (424).
- Passed Ralph Miller as WSU's career wins leader on 2/3/16
- Led WSU to its first MVC three-peat (51-3) last spring
- Has a conference record seven-straight 25-win seasons
- Took WSU to Final Four for first time in 48 years in 2013
- Logged the first 35-0 start in NCAA history in 2013-14.
- Coached WSU to its first NIT Championship in 2011.
- Has earned a school-record 5-straight NCAA bids since.
- Has produced 29 Shocker pros in his first nine seasons.
- Has coached 19 Shockers to postseason All-MVC honors, in his first nine seasons, including 12 First-Teamers since 2010 (equaling WSU's total from the previous 28 years combined)
- Has had five former players reach that NBA since 2013:

**Ron Baker** (Knicks), **Fred VanVleet** (Raptors), **Cleanthony Early** (Knicks), **Gal Mekel** (Mavericks, Pelicans), **Toure' Murry** (Knicks, Jazz, Wizards)

- Has mentored seven assistants who went on to become D-I head coaches, including five who are currently leading programs: **Steve Forbes** (ETSU), **Earl Grant** (College of Charleston), **Dana Ford** (Tennessee State), **Barclay Radebaugh** (Charleston Southern), **Zach Spiker** (Drexel)

**Back Row (left to right):** Kaelen Malone, Conner Frankamp, Daishon Smith, Zach Bush, Austin Reaves, C.J. Keyser, John Robert Simon**Second Row:** Landry Shamet, Eric Hamilton, Shaquille Morris, Rauno Nurger, Brett Barney, Markis McDuffie, Darrel Willis Jr., Rashard Kelly, Zach Brown**Front Row:** Kerry Rosenboom (Strength Coach), Kellen Marshall (Student Asst.), Devon Smith (Mgr. of Player Development), Kyle Lindsted (Assistant Coach), Isaac Brown (Assistant Coach), Gregg Marshall (Head Coach), Greg Heiar (Assistant Coach), Chris Jans (Special Assistant), Nick Jones (Graduate Assistant), Dominic Okon (Director of Basketball Operations), Todd Fagan (Athletic Trainer)**2016-17 WICHITA STATE MEN'S BASKETBALL ROSTER**

#	Name	Po.	Ht.	Wt.	Cl.	Exp.	Hometown/Previous School(s)
0	Rashard Kelly	F	6-7	225	Jr.	2L	Fredericksburg, Va. / Hargrave Military
1	Zach Brown	F	6-6	215	Jr.	2L	Houston, Texas / South Kent HS [Conn.] / Sunrise Christian
2	Daishon Smith	G	6-1	175	Jr.	TR	Jacksonville, Fla. / Ribault HS / Tallahassee CC
3	C.J. Keyser	G	6-3	194	Fr.	PS	Baltimore, Md. / Sunrise Christian / Brewster Academy
4	Brett Barney	F	6-9	227	R-Fr.	RS	Wichita, Kan. / Maize South HS / Sunrise Christian
5	Zach Bush	G	6-6	200	R-Sr.	2L	Wichita, Kan. / Goddard Eisenhower HS
10	Kaelen Malone	G	6-0	176	So.	TR	McKinney, Texas / McLennan College / Westwind Prep
11	Landry Shamet	G	6-4	188	R-Fr.	MR	Kansas City, Mo. / Park Hill HS
12	Austin Reaves	G	6-5	179	Fr.	HS	Newark, Ark. / Cedar Ridge HS
14	John Robert Simon	G	5-10	175	Sr.	3L	Oklahoma City, Okla. / Putnam City North HS
20	Rauno Nurger	C	6-10	238	Jr.	2L	Keila, Estonia / Sunrise Christian
21	Darrel Willis Jr.	F	6-9	221	Jr.	TR	Madison, Wisc. / Memorial HS / Pearl River [Miss.] CC
24	Shaquille Morris	C	6-8	265	R-Jr.	2L	Edmond, Okla. / Memorial HS
25	Eric Hamilton	F	6-8	230	So.	1L	Atlanta, Ga. / Duluth HS / Sunrise Christian
32	Markis McDuffie	F	6-8	212	So.	1L	Paterson, N.J. / St. Anthony HS
33	Conner Frankamp	G	6-1	172	R-Jr.	1L	Wichita, Kan. / North HS / Kansas

**ON THE BENCH**

<b>Head Coach:</b>	Gregg Marshall (Randolph Macon '85), 10th season at WSU
<b>Assistant Coach:</b>	Greg Heiar (Mount St. Claire '00), 6th season
<b>Assistant Coach:</b>	Isaac Brown (Louisiana Monroe '95), 3rd season
<b>Assistant Coach:</b>	Kyle Lindsted (Central Christian KS '03), 2nd season
<b>Special Assistant:</b>	Chris Jans (Loras College '91), 9th season
<b>Dir. of Operations:</b>	Dominic Okon (Loyola Chicago '98), 10th season
<b>Mgr. Player Development:</b>	Devon Smith (Ohio State '00), 7th season
<b>Athletic Trainer:</b>	Todd Fagan (Southwestern College '01), 11th season
<b>Graduate Manager:</b>	Nick Jones (Kansas State '14), 2nd season

**PRONUNCIATION KEY**

**Rashard Kelly** (*Ruh-SHARD*)  
**Daishon Smith** (*Day-SHAWN*)  
**Darrel Willis** (*like "Darryl"*)  
**Dominic Okon** (*Oh-CONE*)

**Markis McDuffie** (*Marcus*)  
**Landry Shamet** (*SHAM-it*)  
**C.J. Keyser** (*rhymes with "Riser"*)  
**Devon Smith** (*De-VAUGHN*)

**Rauno Nurger** (*RON-oh Nerz-SURE*)  
**Conner Frankamp** (*FRAN-camp*)  
**Greg Heiar** (*Higher*)



## OKLAHOMA SOONERS (6-2, 0-0 Big 12)

## QUICK FACTS

Location ..... Norman, Okla.  
 Nickname ..... Sooners  
 Conference ..... Big 12  
 Home Arena ..... Lloyd Noble Center (11,562)  
 Head Coach ..... Lon Kruger (6th season)  
 2015-16 Record ..... 29-8, 12-6 Big 12 (Final 4)  
 Preseason Conference ..... Picked 6th/10

## TOP PLAYERS

• **Jordan Woodard** (6-0, 187, Sr.)  
 15.8 pts, 5.1 reb. 2.3 steals  
 Preseason All-Big 12 Honorable Mention  
 2015-16 All-Big 12 Honorable Mention

• **Christian James**  
 12.0 pts, 4.1 reb., 16/26 3pt (61.5%)

• **Khadeem Lattin** (6-4, 218, So.)  
 10.9 Pts, 6.4 rpg, 2.1 blocks, 1.9 steals

## ALL-TIME SERIES

Overall ..... OU leads 4-1  
 In Wichita ..... OU leads 2-1  
 In Norman ..... OU leads 2-0  
 First Meeting ..... Jan. 2, 1936  
 Marshall vs. OU ..... 0-1 (2000 NCAA 1st Rd.)  
 WSU vs Kruger ..... 1-7  
 Marshall vs. Kruger ..... First Meeting  
 Most WSU Points ..... 65 -- 12/20/1975  
 Most OU Points ..... 75 -- 12/21/1974  
 Fewest WSU Points ..... 27 -- 12/12/1936  
 Fewest OU Points ..... 36 -- 12/12/1936  
 Largest WSU Margin ..... 5 -- 12/20/1975  
 Largest OU Margin ..... 30 -- 1/21/1943  
 Current Overall Steak ..... WSU, Won 1  
 Longest WSU Steak ..... 1 -- Current  
 Longest OU Steak ..... 4 -- 1936-74  
 Current Wichita Streak ..... WSU, Won 1  
 Longest WSU Home Streak ..... 1 -- Current  
 Longest OU Road Streak ..... 2 -- 1936, 43  
 Current Norman Streak ..... OU, Won 3  
 Longest WSU Road Streak ..... n/a  
 Longest OU Home Streak ..... 3 -- Current  
 In Overtime ..... n/a

## SERIES GAME-BY-GAME (OU, 4-1)

1/2/1936.....	Wichita	L	37-40
12/12/1936.....	Norman	L	27-36
1/21/1943.....	Wichita	L	39-69
12/21/1974.....	Norman	L	55-75
12/20/1975.....	Wichita	W	65-60
12/10/2016.....	Oklahoma City	-	-

## WSU in NBA ARENAS

► The Shockers make their first-ever appearance at Chesapeake Energy Arena, home to the NBA's Oklahoma City Thunder.  
 ► WSU last played a regular season game in a current NBA arena on Dec. 10, 2005 when they lost to No. 13 Michigan State at the Palace at Auburn Hills (home of the Detroit Pistons).  
 ► Previous Shocker appearances in NBA arenas have brought mixed results. WSU is 6-2 under Marshall, with all eight games coming in the postseason (2015 Sweet 16 in Cleveland, 2013 1st & 2nd Rounds in Utah, 2013 Sweet 16 & Elite 8 in Los Angeles, 2012 1st Round in Portland, 2011 NIT Semifinals and Championship at New York's Madison Square Garden).

## WSU-OKLAHOMA SERIES SNIPPETS

► WSU and OU last battled 41 years ago but will play a two-year home-and-home series. The Sooners make a return visit to Wichita's INTRUST Bank Arena in December of 2017.  
 ► This only the third post-World War II meeting between the programs. The teams split a home-and-home series in December of 1974 and 1975.  
**Robert Elmore** (brother of former NBA player, turned TV analyst Len Elmore) scored 20 points for the Shockers in both games.  
 ► Silver Lake, Kan. native **Lon Kruger** played and coached at Kansas State. As a head coach, he's 7-1 all-time against the Shockers (4-1 at K-State, 2-0 at Florida, 1-0 at Illinois) with a 2-1 mark in Wichita.  
 ► Kruger and Marshall have never gone head-to-head.  
 ► Marshall's lone meeting with Oklahoma came during his second season at Winthrop when his 14th-seeded Eagles lost to No. 3 seed Oklahoma in the NCAA Round of 64.

## HOMECOMING COURT

A couple of Shockers have Oklahoma City roots:

► Redshirt junior center, **Shaquille Morris** attended Edmond Santa Fe High School before finishing up at Edmond Memorial HS.  
 ► Senior point guard **John Robert Simon** is a Putnam City North grad and earned honorable mention Big All-City honors in both football (quarterback) and basketball.  
 ► Morris and Simon (along with walk-on senior Zach Bush) are the last three links to the Shockers' 2013-14 undefeated team. Morris redshirted, while Simon saw time in 25 games as a deep reserve.

## FRIEND TURNED FOE

WSU redshirt junior center, **Shaquille Morris** will go head-to-head with his former Edmond Memorial High School teammate **Jordan Woodard** for the first time in his collegiate career. Morris averaged 20 points and 8.7 rebounds, and fellow-senior Woodward put up 15 points, 7 boards and just under 7 assists for a team that won the Oklahoma Class 6A State Championships in 2013. Allen registered a steal and game-winning tip-in to bring home the title.

## A SENIOR MOMENT

WSU began the school year without a scholarship senior, but circumstances changed in mid-October. After sophomore **Peyton Allen** departed for personal reasons, Marshall successfully petitioned the NCAA to allow the open scholarship to be used by fourth-year walk-on **John Robert Simon**. Marshall made a surprise announcement at a team gathering with many of Simon's family members present.

## MORE LINDSTED LINKS

► WSU assistant **Kyle Lindsted** built tiny Sunrise Christian Academy into a high school and prep basketball powerhouse, producing nearly three-dozen Division I players over the last decade.  
 ► Lindsted brought **Buddy Hield** (from Freeport, Bahamas) to the United States as a high school junior and coached him for two seasons. Hield, of course, went on to earn NCAA National Player of the Year honors at Oklahoma and led the Sooners to a Final Four last spring.  
 ► Lindsted made the jump the collegiate level in the summer of 2015 and is now in his second season working under Gregg Marshall.

## ROAD HOGS

Wichita State is this decade's most successful road team, going 58-13 in true road contests since the start of the 2010-11 campaign. That includes a 12-5 mark in non-conference games, helped by Saturday's win at Colorado State.

## SHOCKER NOTES

## 400-WIN CLUB HOPPING

► Gregg Marshall (432 career wins) goes head-to-head with yet another fellow-member of the college basketball's 400-win club in Oklahoma's **Lon Kruger** (595 career victories). At the Battle 4 Atlantis, WSU faced Louisville's **Rick Pitinto** (752) and Michigan State's **Tom Izzo** (529) on back-to-back days. On Dec. 3, the Shockers defeated Colorado State and **Larry Eustachy** (494).

## GREAT BALANCING ACT

► Through nine games, eight different Shockers have taken a turn as leading scorer, most recently **Rashard Kelly**, who scored a career-high 15 points in the win over Saint Louis.  
 ► WSU has had a bench player lead or share the lead in scoring in eight consecutive games and in 9-of-10 games overall.

## ► WSU LEADING SCORERS

Opponent	Tot	Lead Scorer	Co-Leader	Total Games
SCSU	14	*Nurger		3 McDuffie
LBSU	15	Frankamp		2 Morris
Tulsa	18	*McDuffie		1 Brown
MDES	16	Shamet	*Smith	1 Frankamp
vs. LSU	15	*McDuffie		1 Nurger
vs. Louis.	10	Morris	*McDuffie	1 Kelly
vs. Mich St.	16	*Willis		1 Shamet
SNU	15	*Morris		1 Smith
at Colo. St.	16	*Brown		1 Willis
SLU	15	*Kelly		

\* = Non-Starter

## DEPTH CHARGED

► A total of **10** Shockers are logging at least **13** minutes per game, led by **Markis McDuffie** (team-high 22.3).  
 ► All 10 regulars are all averaging at least 5.6 points, again led by McDuffie (11.1) and **Darrel Willis** (10.0).  
 ► Nine different WSU players have made multiple starts.  
 ► Landry Shamet is the only Shocker who has started in all 10 games.

## CHANGING OF THE GUARDS

► **Ron Baker** and **Fred VanVleet** are no longer on the roster, but a guard-by-committee approach has posted comparable offensive numbers (see chart below)  
 ► The quartet of **Conner Frankamp**, **Daishon Smith**, **Landry Shamet** and **Austin Reaves** have played the bulk of the minutes this year.

## ► PRODUCTION COMPARISON, SHOCKER GUARDS

2015-16 Baker/VanVleet	Category	2016-17 Reaves/Shamet/Smith/Frankamp
17.35	Points/40 min.	14.71
.409	Field Goal%	.422
.361	3-Point %	.411
.804	Free Throw %	.831
5.68	Assists/40	5.27
2.15	Turnovers/40	1.81
.48	Blocks/40	.27
2.15	Steals/40	1.92
2.64	A-TO Ratio	2.91

► Guards are doing less of the heavy-lifting on offense in the new era. Points and assists are down from a year ago, but the back court has been slightly more efficient with its shooting and ball handling. The latter is somewhat surprising, with VanVleet annually ranking among the national leaders in assist-to-turnover ratio.





## MVC-MOUNTAIN WEST CHALLENGE SERIES

WSU improved to a league-best 5-1 in challenge games against the Mountain West... The MVC won 5-of-9 games on Saturday against Mountain West schools to claim at least a split of the 10-game challenge. Southern Illinois can finish out a series win for the Valley on Dec. 19 when it travels to UNLV for the finale.

## Saturday, Dec. 3

LOYOLA	San Diego St.	W	65-59
Indiana St.	UTAH ST.	W	62-61
No. Iowa	WYOMING	L	73-81
EVANSVILLE	Boise St.	W	72-67
Missouri St.	AIR FORCE	L	70-83
Wichita St.	COLORADO ST.	W	82-67
BRADLEY	Nevada	L	69-91
ILLINOIS ST.	New Mexico	W	79-74
DRAKE	Fresno St.	L	76-78 ot

## Monday, Dec. 19

Time (CT)	MVC	Mountain West	TV
8 CT / 7 MT	So. Illinois	at UNLV	MWNet

## SERIES SCOREBOARD

Year	MVC	MWC
2009	5	4
2010	1	8
2011	4	4
2012	3	6
2015	4	6
2016	5	4
TOTAL	22	32



## WSU IN THE MVC-MWC CHALLENGE

Tot: 5-1 H: 3-0 A: 2-1

12/12/2009.....	TCU.....	W	80-68
12/4/2010.....	at #17 San Diego St.....	L	69-83
12/4/2011.....	at #18 UNLV.....	W	89-70
12/2/2012.....	at Air Force.....	W	72-69
12/2/2015.....	UNLV.....	W	56-50
12/3/2016.....	at Colorado St.....	W	72-57

## NON-CONFERENCE NUMBERS TO KNOW

► **.831** ....Winning percentage vs. non-conference regular season opponents over the last six seasons (2011-12 to present). The Shockers are a combined 59-12 heading into Saturday's OU game.

► **19** .....WSU's streak of winning non-conference records (including this year).

## GREGG MARSHALL PRESSERS

Coach Marshall's weekly press conference takes place at 1 p.m. in the Charles Koch Arena media room. With at least 24 hours notice, the WSU Media Relations Office will do its best to accommodate individual players requests.

## November

Tues. 8, Tues. 15, Mon. 28

## December

Mon. 5, Tues. 13, Tues. 20, Tues. 27

## January

Tues. 3, Tues. 10, Mon. 16, Mon. 23, Tues. 31

## February

Tues. 7, Tues. 14, Mon. 20, Mon. 27

## THREEMENDOUS START

► True freshman **Austin Reeves** has connected on **12-of-22** three-point attempts and is tied for the MVC lead in three-point percentage heading into the weekend (.526). Fellow guard **Daishon Smith** (.500) is tied for fourth on the same list.

► WSU is on pace for its best 3-point shooting year since 1989 at **.389**. (much improved from last year's .324).

► Last season, **Fred VanVleet's .381** three-point percentage was the highest among Shocker regulars, but he would tie for fifth on the current squad. Four different players are shooting 40% or better from long range.

► WSU's 15-for-24 performance against Maryland Eastern Shore on Nov. 20 tied the school's single-game record for most three-point makes.

## MIND THE GAP

► The Shockers' are outscoring opponents by **23.6** points per game -- fourth nationally.

► WSU is the only team from outside of the "Power 5" conferences that is currently ranked in the top-10.

## ► NATIONAL LEADERS, SCORING MARGIN (As of Dec. 8)

Category	For	Against	Margin
1. West Virginia	90.6	60.3	+30.3
2. Kentucky	951	69.0	+26.1
3. Notre Dame	88.9	63.7	+25.2
4. <b>Wichita St.</b>	<b>82.3</b>	<b>58.1</b>	<b>+24.2</b>
5. North Carolina	89.5	65.9	+23.6
6. Iowa St.	84.8	64.1	+23.4
7. Virginia	70.3	47.6	+22.8
8. UCLA	97.0	75.0	+22.0
8. Utah	84.9	62.9	+22.0
10. Duke	85.5	64.3	+21.2

## BENCH RULING

► WSU enters the weekend as the national leader in bench scoring (**49.2** per game from non-starters).

## ► NATIONAL BENCH SCORING LEADERS (As of Thurs., Dec. 8)

Tot	Opponent	Date
1. <b>Wichita State</b>	<b>49.2</b>	
2. Citadel	48.8	
3. West Virginia	43.3	
4. Savannah State	42.7	
5. Oklahoma State	40.1	

► A Shocker reserve has led or shared the scoring lead in **9** of the first **10** contests, and bench players have accounted for just under **60%** of the team's overall output (**49.2** out of **82.3**).

► WSU's unofficial season record for bench scoring is **31.7** point per game by its 2011 NIT Championship squad -- a group that has been frequently compared to the current Shocker squad for its remarkable scoring balance and bench depth.

► Though it will be tough to maintain, the Shockers' current pace (**49.7**) would be the highest total for an NCAA team in the last **20** years. **Northwestern State** (47.4 in 2012-13), **Texas State** (42.8 in 2007-08), **VMI** (40.8 in 2009-10) and **Belmont** (40.3 in 2010-11) are the only teams to finish north of 40.0.

► Among MVC schools, only four teams in the past 20 years have finished a season with an average of more than 30.0 points from its non-starters. **Creighton's** 36.9 points in 2007-08 is the standard.

## RESERVE ARMY

WSU scored **50**-or-more bench points on **five** occasions during the month of November. The school's box score archive spans the past four decades to the mid-1970s. Prior to this season, there had been only **seven** other 50+ point bench performances in the program's recorded history.

## ► WSU SINGLE-GAME BENCH SCORING RECORDS (Since 1975)

Tot	Opponent	Date	Score
64	<b>Md. Eastern Shore</b>	<b>11/20/2016</b>	<b>W, 116-79</b>
61	<b>Southern Nazarene</b>	<b>11/29/2016</b>	<b>W, 87-57</b>
57	<b>vs. #24 Michigan St.</b>	<b>11/25/2016</b>	<b>L, 72-77</b>
56	North Dakota St.	12/20/1978	W, 118-7
54	Drake	2/15/1979	W, 117-104
54	<b>South Carolina St.</b>	<b>11/11/2016</b>	<b>W, 85-39</b>
53	Evansville	12/29/2010	W, 91-57
52	Radford	2/29/1988	W, 98-75
52	at Indiana St.	2/23/1989	W, 84-69
52	Chicago St.	12/14/2012	W, 94-44
52	<b>Tulsa</b>	<b>11/16/2016</b>	<b>W, 80-53</b>
51	Charleston Southern	11/13/2015	W, 88-63

## GETTING ON BOARDS

► WSU's 433 total rebounds trails only Coastal Carolina (436) for the national lead. Over the past month, the Shockers have recorded three of the five highest single-game rebounding totals of the Marshall Era (2007-Pr.).

## ► TOP SINGLE-GAME REBOUND TOTALS (Marshall Era, 2007-Pr.)

Tot	Opponent	Date
57	NEWMAN	11/23/14
55	<b>LSU</b>	<b>11/23/16</b>
53	CHICAGO ST.	12/14/11
52	<b>TULSA</b>	<b>11/11/16</b>
52	<b>SAINT LOUIS</b>	<b>12/6/16</b>
52	vs. Washington St.	3/29/11

## NUMBERS BY PAINT

► WSU has outscored all **ten** of its opponents this year in the paint (**32.6** to **17.6**).

► Shocker bigs Morris, Nurger, Willis and Kelly are shooting a combined **52.1%** from the field (**53.5%** from inside the arc).

## ALL-A-BOARD

**+10.6** .....WSU's rebound margin, 11th nationally

**1** .....Number of times WSU has been out-rebounded in 10 games this year.

**83.2%** .....Percentage of games in which the Shockers have finished even or better on the boards over the last five seasons (129 of 155).

**9** .....Consecutive seasons that the Shockers have led the MVC in rebound margin. They're on their way to No. 10, with the Valley's top mark through the end of November.

**0** .....No. of Shockers who rank in the MVC's top-10 in rebounding this year. Darral Willis (5.3) ranks 13th.

## IT STARTS WITH STOPS

► The Shockers rank **7th** nationally in scoring defense (**58.1**) and **7th** in field goal defense (**36.2%**)

► Tuesday's 30-point win over SLU marked the first time this season that WSU has finished with more turnovers than its opponent (10 TO's vs. 9 takeaways) and snapped a streak of 14-straight since last March.

► Over the last three seasons, Shocker teams have committed more turnovers than their opponent just nine times (spanning 80 games).



## NATIONAL RANKINGS (Dec. 5)

- ▶ The Shockers earned five votes apiece this week in the two major polls. They're the equivalent of No. 35 in the AP and No. 39 in the Coaches version.
- ▶ WSU has earned votes in either the AP or Coaches in all but **six** of the last **103** poll weeks, dating back to Dec. 12, 2011.

## ▶ DEC. 5 ASSOCIATED PRESS POLL

Rk	School	W-L	Points
1	Villanova (57)	8-0	1,613
2	UCLA (2)	9-0	1,478
3	Kansas	7-1	1,458
4	Baylor (6)	8-0	1,437
5	Duke	8-1	1,389
6	Kentucky	7-1	1,274
7	North Carolina	8-1	1,234
8	Gonzaga	8-0	1,198
9	Indiana	7-1	1,103
10	Creighton	8-0	1,003
11	Louisville	7-1	901
12	Saint Mary's	6-0	899
13	Xavier	7-1	784
14	Virginia	7-1	758
15	West Virginia	6-1	729
16	Butler	8-0	691
17	Wisconsin	7-2	655
18	Purdue	6-2	485
19	South Carolina	8-0	476
20	Arizona	6-2	320
21	Florida	7-1	285
22	Cincinnati	7-1	258
23	Notre Dame	8-0	197
24	Oregon	7-2	175
25	Iowa State	5-2	95

## 2016-17 Weekly

	Rnk	Points
Preseason	rv	21
Nov. 14	rv	37
Nov. 21	rv	36
Nov. 28	-	0
Dec. 5	rv	5
Dec. 12	-	-
Dec. 19	-	-
Dec. 26	-	-
Jan. 2	-	-
Jan. 9	-	-
Jan. 16	-	-
Jan. 23	-	-
Jan. 30	-	-
Feb. 6	-	-
Feb. 13	-	-
Feb. 20	-	-
Feb. 27	-	-
Mar. 6	-	-
Mar. 13	-	-

Others receiving votes: Syracuse 45, USC 43, Ohio State 40, TCU 33, Florida State 18, Virginia Tech 11, California 10, Maryland 9, Valparaiso 7, **Wichita St 5**, Michigan State 3, Temple 3, UNC Wilmington 1, Minnesota 1, Fort Wayne 1

## ▶ DEC. 5 USA TODAY COACHES POLL

Rk	School	W-L	Points
1	Villanova (28)	8-0	796
2	UCLA (1)	9-0	715
3	Kansas (1)	7-1	709
4	Duke (2)	8-1	700
5	North Carolina	8-1	636
6	Baylor	8-0	629
7	Kentucky	7-1	620
8	Gonzaga	8-0	607
9	Indiana	7-1	528
10	Creighton	8-0	494
11	Saint Mary's	6-0	434
12	Virginia	7-1	421
13	Louisville	7-1	396
14	Xavier	7-1	392
15	Butler	8-0	349
16	West Virginia	6-1	315
17	Wisconsin	7-2	270
18	South Carolina	8-0	261
19	Purdue	6-2	245
20	Arizona	6-2	178
21	Florida	7-1	121
22	Notre Dame	8-0	111
23	Cincinnati	7-1	107
24	Oregon	7-2	91
25	Iowa State	5-2	64

Others receiving votes: Syracuse 48, Maryland 42, TCU 21, USC 15, Ohio State 14, Rhode Island 11, Texas A&M 8, Virginia Tech 7, **Oklahoma State 7**, Colorado 7, Florida State 7, Arkansas 6, California 6, **Wichita St 5**, Michigan State 4, Fort Wayne 1, Valparaiso 1, UCF 1

## DANCE DANCE REVELATION

- ▶ WSU has nine NCAA Tournament victories in the last four years, tied for the fourth-most in college hoops.

## ▶ NCAA TOURNAMENT WINS, LAST FOUR YEARS (2013-16)

Tot	Opponent	W-L	2015-16
1.	Louisville	11-2	Not eligible
2.	Duke	11-3	2-1, Sweet 16
3.	Wisconsin	11-4	2-1, Sweet 16
4.	Syracuse	9-3	4-1, Final Four
5.	Wichita State	9-4	2-1, Rd of 32 (w/ First Four win)
5.	Michigan State	9-4	0-1, Rd. of 64
7.	Arizona	8-4	0-1, Rd. of 64

- ▶ Wichita State is one of just five schools that have won a game in each of the last four NCAA Tournaments.

## ▶ NCAA TOURNAMENT WINS, LAST FOUR YEARS (2013-16)

Opponent	2013	2014	2015	2016
North Carolina	R32	R32	S16	NRU
Wichita State	F4	R32	S16	R32*
Kansas	S16	R32	R32	E8
Oregon	S16	R32	R32	E8
Gonzaga	R32	R32	E8	S16

\* - Advanced from First Four

## A "BROWNOUT" AT COLORADO STATE

**Zach Brown's** streak of **40** consecutive starts ended after a rough three-game stretch at the Battle 4 Atlantis that saw him score just **10** points on **4-of-15** shooting (**1-for-8** at the foul line). In two games off the bench last week, he bounced back to average **14.5** points and hit **9-of-14** shots. On Saturday 7,000 CSU fans dressed in white shirts as part of a special "white out" promotion, but Brown sent them home disappointed, scoring nine of his team-high **16** points in the final eight minutes to help key a Shocker run.

## NEW JOB FOR MARSHALL?

Gregg Marshall has led the Shockers to more wins than any other coach and taken the team to a Final Four. How popular is Marshall in Wichita? A handful of local citizens are ready to see how those talents apply to areas like health care and social security. According to official numbers from the Sedgwick County election office, released to the Wichita Eagle, Marshall earned at least **10** write-in votes during the recent election, including **two** votes for the oval office.

## BEAT-THE-ODDS COUPLE

Former Shockers **Ron Baker** and **Fred VanVleet** have made a habit of exceeding expectations, and that trend continues at the next level. Baker (New York Knicks) and VanVleet (Toronto Raptors) were two of only a dozen undrafted rookie free agents from last year's NCAA ranks to make a 2016 Opening Night roster. A total of five Shockers have now made their NBA debut in the last four seasons.

## BUILDING BLOCKS

Junior **Shaquille Morris** picked up sixth block of the season last Saturday and upped his career total to 66. That's the 10th-highest for a Shocker since the block became an official NCAA statistic in 1985-86. Morris is on pace to eventually top that list, needing just 43 more to catch **Claudius Johnson** (109 from 1989-93). The overall record holder is **Antoine Carr** (209 from 1979-83).

## ANOTHER HOME RUN

- ▶ The Shockers are 6-0 at Charles Koch Arena and are outscoring opponents by an average of 34.5 points per game. All six wins have come by 27 or more.

## WSU AT HOME IN 2016-17 (6 GP)

Scoring Margin:	+34.5
Scoring Offense:	89.2
Field Goal %:	511
3-Point %:	402
A-T Ratio:	118 : 73
Scoring Defense:	54.7
Field Goal % Defense:	331
3-Point % Defense:	276
Opponent A-T Ratio:	52 : 98
Turnover Margin:	+4.2
Rebound Margin:	+16.7

- ▶ WSU is +16.7 on the glass. The team has been outrebounded on its home court just 14 times in 10 seasons under Marshall (155 games).

- ▶ WSU is 52-1 at home over the past four seasons. The lone loss came against UNI on Feb. 13, 2016.

## LOUD NOISES

- ▶ Charles Koch Arena has played host to **187**-consecutive regular season crowds of **10,000+**, dating back to December of 2004.

- ▶ The Shockers' 45-game campus sellout streak ended on Nov. 29 when the ticket office reported 70 unsold general admission seats. That run began on Senior Day 2013 and lasted for nearly three-and-half years.

- ▶ For the fourth-consecutive year, WSU sold its entire allotment of season tickets (just over 9,000 total).

- ▶ The moral support has gone a long way. WSU is **107-9 (.922)** over its last eight seasons at "The Roundhouse" and **113-9 (.926)** overall in Wichita since the start of the 2010-11 campaign.

- ▶ WSU is **60-1** at home in regular season, non-conference games since November of 2008, with the only loss coming to a Final Four bound VCU in a 2011 Bracket Busters matchup.

- ▶ Including postseason NIT games, the Shockers have won **42** non-conference home games in a row (the nation's second-longest streak behind Duke).

## MARSHALL 600th GAME

**Gregg Marshall** coached his **600th** career game on Nov. 29 against Southern Nazarene... Just over half (**324**) of those 600 have come at WSU, where he's second only to **Ralph Miller** (353, 1951-64) in total games coached... Marshall's is WSU's all-time wins leader (**237**) and holds the same distinction at Winthrop (194), where he logged 277 games in nine years.

## 2017 TOURNAMENT SCENE

Wichita State has signed on to participate in the 2017 Maui Jim Maui Invitational in Hawaii, alongside California, LSU, Marquette, Michigan, Notre Dame, VCU and host Chaminade, Nov. 20-22, 2017. The Shockers finished 2-1 at the 2010 Maui Invitational, collecting wins over Chaminade and Virginia after a heart-breaking quarterfinal loss to eventual national champion UConn.

## GUMBY NO MORE

**Markis McDuffie** arrived last year as a skilled albeit skinny freshman. Listed at 6-8, 185 pounds, coaches nicknamed him "Gumby" after the flexible, green claymation character. But what a difference 12 months makes. McDuffie packed on 27 pounds over the course of his freshman year and enters his second go-around at 6-8, 212.



LAST TIME OUT | Tuesday, Dec. 6 | SAINT LOUIS | Wichita, Kan. / Charles Koch Arena

## WICHITA STATE 75, SAINT LOUIS 45

**Points:** Kelly (15), Willis (12)**Rebounds:** Kelly (8), Morris (7)**Assists:** Shamet (5)**Steals:** Kelly (2)

► A record-breaking defensive performance and a career-night from Rashard Kelly powered Wichita State to a 75-45 win over Saint Louis Tuesday evening at Charles Koch Arena.

► WSU (8-2) held visiting SLU to 3-of-29 shooting in the first 20 minutes and took a 36-9 lead with them into the locker room.

## ► The Billikens' nine first-half points...

- Was the lowest-scoring half for a Shocker opponent in the Roundhouse's 62-year history.
- Broke the school's shot clock era record (12 vs. Centenary in February, 2000) by three full points.
- The third-lowest scoring half by an opponent in school history and the lowest since February, 1948 when the Shockers held Creighton to nine points.

► The Shockers notched their sixth 30-point win of the year, setting a new single-season program record for most 30-point victories.

► WSU continues to display remarkable depth. Kelly (career-high 15 points on 6-of-8 shooting) became the ninth-different Shocker to take a turn as leading scorer in just 10 games this year. He also led the rebounding with eight total boards.

► Darral Wilis Jr. was the only other Shocker in double figures, with 12 points. Shaquille Morris chipped in eight points and seven rebounds off the bench, and Zach Brown added eight points, four rebounds and three assists of his own.

► The Shockers finished at 45 percent from the field and knocked down 8-of-20 threes. They've shot better than 40 percent from deep in three straight.

► Defensively, WSU has held seven of its first 10 opponents under the 40-percent mark from the field, and the Billikens (26 percent) became the third foe to finish under 30-percent.

► WSU controlled the rebound battle, 52-29, and every other aspect of the game.

► After a miserable first half, Saint Louis (2-6) managed a little better in the second half, but by that time the game was out of hand.

► Wichita State pitched a shutout for the first 9:15 of the game, as the Shockers put 13 points on the board before SLU got a bucket to fall. SLU missed its first 12 shots and was 17 of its first 18 to start the game... Four straight points from Elliott Welmer pulled SLU to within 21-9 with 5:18 remaining in the first half, but the Billikens wouldn't score again until early in the second half.

► WSU shot 45 percent in the first half and outrebounded the Billikens 31-14.

► The Shockers would lead by as many as 35 in the second half – that margin coming at the 2:47 mark.

► WSU stretched its non-conference home winning streak to 42-games and won for the fifth consecutive time against SLU.

## GREGG MARSHALL ON...

## ...Emphasizing and working hard on defense:

"We work hard on it everyday. That's our forte. That's what we concentrate on. That's what we emphasize. We weren't great this summer, but we've gotten a lot better. We've also put in tremendous effort, so we'll continue to do that."

## ....Reserves consistently outplaying the starters:

"That's the dilemma that I have, whoever I start gets outplayed by whoever comes in off the bench. It's interesting how that happens. Tonight [Rashard] Kelly was spectacular off the bench and Shaq [Morris] was better than Rauno [Nurger]. It happens sometimes, we're pretty deep and we can keep guys fresh."

## .... His own playing days and did he care if he was a starter or a reserve:

"I'm not sure, probably a little bit. It mattered more how much I played. I've told this story before I started my junior and senior year. A pretty good Division II program went to the NCAA tournament three times finished fourth in the country my junior year. The guy that played more was the guy that subbed for me, he was a sixth man, all-conference and would sub for me. He would play more than me but I started. I generally got the defensive assignment."

## Official Basketball Box Score -- Game Totals -- Final Statistics

## Saint Louis vs Wichita State

12/06/16 7:00 pm CT at Wichita, Kan. / Charles Koch Arena

## Saint Louis 45 • 2-6

#	Player	Total			3-Ptr			Rebounds			PF	TP	A	TO	Blk	Stl	Min
		FG	FGA	FT	FG	FGA	FTA	Off	Def	Tot							
05	ROBY, Davell	* 0-8	0-5	0-0	0	2	2	0	2	2	0	0	1	0	0	0	21
11	BISHOP, Jermaine	* 4-10	2-4	2-2	0	8	8	1	12	7	3	0	4	35			
32	CRAWFORD, Mike	* 2-9	1-4	2-2	0	0	0	1	7	0	1	0	0	30			
33	WELMER, Elliott	* 2-8	1-4	1-2	1	2	3	3	6	0	0	0	0	17			
35	AGBEKO, Reggie	* 1-4	0-0	2-4	0	4	4	3	4	1	1	0	2	18			
13	NEUFELD, Matt	0-0	0-0	0-0	0	0	0	2	0	0	1	0	1	12			
20	JOHNSON, Jalen	2-8	1-2	0-0	0	5	5	4	5	0	0	0	0	24			
23	MOORE, Zeke	4-8	3-7	0-0	0	1	1	3	11	1	1	0	0	24			
24	HINES, Aaron	0-1	0-0	0-0	1	0	1	0	0	0	1	0	0	9			
25	GILLMANN, Austin	0-2	0-2	0-0	0	2	2	1	0	1	1	1	0	10			
Team					1	2	3										
Totals		15-58	8-28	7-10	3	26	29	18	45	11	9	1	7	200			
FG % 1st Half:		3-29	10.3%	2nd half:	12-29	41.4%	Game:	15-58	25.9%	Deadball Rebounds							
3FG % 1st Half:		2-11	18.2%	2nd half:	6-17	35.3%	Game:	8-28	28.6%	1							
FT % 1st Half:		1-2	50.0%	2nd half:	6-8	75.0%	Game:	7-10	70.0%								

## Wichita State 75 • 8-2

#	Player	Total			3-Ptr			Rebounds			PF	TP	A	TO	Blk	Stl	Min
		FG	FGA	FT	FG	FGA	FTA	Off	Def	Tot							
02	SMITH, Daishon	* 2-3	2-3	0-0	0	5	5	0	6	2	1	0	1	20			
11	SHAMET, Landry	* 1-4	1-3	2-2	0	3	3	1	5	5	1	0	0	18			
20	NURGER, Rauno	* 0-2	0-0	0-1	2	1	3	3	0	0	0	1	0	16			
21	WILLIS Jr., Darral	* 5-8	0-0	2-4	1	4	5	2	12	0	1	1	0	18			
32	McDUFFIE, Markis	* 2-9	0-2	3-4	1	2	3	0	7	3	0	0	1	20			
00	KELLY, Rashard	6-8	1-1	2-2	2	6	8	1	15	1	1	0	2	21			
01	BROWN, Zach	2-6	0-2	4-4	1	3	4	1	8	3	1	0	1	19			
04	BARNEY, Brett	0-1	0-0	0-0	0	0	0	0	0	0	0	0	0	3			
05	BUSH, Zach	0-0	0-0	0-0	0	0	0	0	0	0	0	0	0	1			
10	MALONE, Kaelen	0-0	0-0	0-0	0	0	0	0	0	0	0	0	0	1			
12	REAVES, Austin	2-3	2-3	0-0	0	1	1	0	6	2	1	0	0	16			
14	SIMON, John Robert	0-1	0-1	0-0	0	1	1	0	0	1	1	0	0	5			
24	MORRIS, Shaquille	4-7	0-0	0-0	0	7	7	3	8	1	0	0	0	16			
25	HAMILTON, Eric	2-3	1-1	0-0	1	1	2	0	5	0	1	1	0	7			
33	FRANKAMP, Conner	1-5	1-4	0-0	0	4	4	1	3	2	1	0	1	19			
Team					2	4	6										
Totals		27-60	8-20	13-17	10	42	52	12	75	20	10	3	6	200			
FG % 1st Half:		13-29	44.8%	2nd half:	14-31	45.2%	Game:	27-60	45.0%	Deadball Rebounds							
3FG % 1st Half:		4-10	40.0%	2nd half:	4-10	40.0%	Game:	8-20	40.0%	1							
FT % 1st Half:		6-8	75.0%	2nd half:	7-9	77.8%	Game:	13-17	76.5%								

Officials: Gary Maxwell, Rick Crawford, Randy Heimerman  
 Technical fouls: Saint Louis-None. Wichita State-None.  
 Attendance: 10157

Score by periods	1st	2nd	Total
Saint Louis	9	36	45
Wichita State	36	39	75

Last FG - SLU 2nd-01:47, WSU 2nd-03:08.  
 Largest lead - SLU None, WSU by 35 2nd-02:47.  
 SLU led for 00:00. WSU led for 37:59. Game was tied for 02:01.

Points	In Paint	Off T/O	2nd Chance	Fast Break	Bench
SLU	12	7	2	2	16
WSU	32	15	9	4	45

Score tied - 0 times.  
 Lead changed - 0 times.



**GETTING A FRESH START**

**Landry Shamet** became just the third freshman to start a season opener under Marshall and the sixth in the past 20 years.. **Ron Baker** (2012), **Demetric Williams** ('09), **P.J. Cousinard** ('04) and the duo of **Jamar Howard** & **Rob Kampman** ('01) round out the list.

**YOUNG GUNS**

Going back 12 years to 2005-06, Markis McDuffie is one of just six underclassmen to be named preseason first team All-MVC. The other five were also sophomores: **Ron Baker**, WSU (2013), **Marcus Marshall**, MSU (2013), **Doug McDermott**, CU (2011), **Jake Odum**, INS (2011), **P'Allen Stinnett**, CU (2008).

**JUCO JUNCTION**

► Five star high school recruits aren't always within reach for WSU, but Marshall has attracted talent through other avenues. The staff has excelled at identifying, integrating and developing talented junior college prospects.

► Assistants **Greg Heiar** and **Isaac Brown** are former JUCO coaches, as is special assistant **Chris Jans** and Director of Basketball Operations, **Dominic Okon**.

► WSU has signed **17 JUCO** players to scholarships in Marshall's 10 seasons, including current juniors Darral-Willis and Daishon Smith.

► **Five** of the 15 previous junior college transfers went on to achieve All-Valley status and three others earned specialty honors of some kind, such as all-bench or all-defensive team.

► **Daishon Smith** made his first career start on Nov. 29 against SNU, continuing a line that began with first team all-conference point guards **Clevin Hannah** (2008-10) and **Joe Ragland** (2010-12).

► **Darral Willis Jr.** is the ninth former JUCO All-American to sign with WSU since 2007.

**► FORMER JUCO ALL-AMERICANS AT WICHITA STATE**

Year	Player	Team	School	At WSU
2016	Darral Willis Jr.	3rd	Pearl River (MS)	
2013	Darius Carter	1st	Vincennes (IN)	HM All-MVC
2012	Nick Wiggins	2nd	Wabash Valley (IL)	MVC All-Bench
2012	Cleanthony Early	1st*	Sullivan Co. (NY)	2nd Team All-American
2011	Carl Hall	1st	NW Florida St.	2nd Team All-MVC
2010	Joe Ragland	1st	North Platte (KS)	1st Team All-MVC
2010	Ben Smith	3rd	No. Oklahoma	MVC All-Defense, All-Bench
2007	Ramon Clemente	3rd	Paris (TX)	MVC All-Newcomer Team
2007	Mantas Griskeinas	1st	Three Rivers (MO)	

\* - Division III, was 2-time National Player of the Year in 2011, 2012

**STRONG OUT OF THE GATE**

Teams with nine returning lettermen aren't often labeled as "inexperienced," but the loss of All-Americans **Ron Baker** and **Fred VanVleet** led to a reshuffling of roles. A summer trip to Quebec provided a headstart, and the Shockers were immediately impressive in four home wins to start the season by an average of 34.3 points (the most dominant four-game stretch in program history). They were also well-balanced, with a rotation of 10 players who all averaged double-digit minutes.

**Nov. 11 -- SOUTH CAROLINA ST. -- W, 85-39**

A 46-point win over the preseason MEAC runner-up pick was WSU's sixth-largest margin of victory ever over a Division I opponent.

**Nov. 13 -- LONG BEACH ST. -- W, 92-55**

A 21-0 second half run put away the preseason Big West favorites.

**Nov. 16 -- TULSA -- W, 80-53**

Bursts of 11-0 and 14-0 led to a 44-30 halftime advantage, and a 16-0 spurt midway through the second half served as the knockout punch in WSU's most lopsided win over rival Tulsa since 1972.

**Nov. 20 -- MD. EASTERN SHORE -- W, 116-79**

A school record-tying 15 three-pointers and a 66% overall shooting performance produced WSU's highest scoring output since 1988 and its first 100-point game against a Division I opponent under Gregg Marshall.

**BATTLE 4 ATLANTIS**

The Shockers played three games in three days in the Bahamas and finished fourth against a loaded field at the Battle 4 Atlantis. A lopsided win over LSU on national television validated the Shockers start, but potential statement wins over bluebloods Louisville and Michigan State weren't meant to be. Markis McDuffie (10.5 points in three games) made the All-Tournament team.

**Nov. 23 -- vs. LSU (Bahamas) -- W, 82-47**

WSU led 11-0, 30-9 and 61-29 in handing LSU its worst non-conference loss since 1994. The Shockers were +19 on the glass and held the Tigers to 28% shooting.

**Nov. 24 -- vs. #10 Louisville (Bahamas) -- L, 52-62**

Louisville's size and some sluggish first-half shooting doomed the Shockers. After trailing just 51 seconds in the first five games, they led for only 17.

**Nov. 25 -- vs. #24 Mich. St. (Bahamas) -- L, 72-77**

A second-half rally (from down 18 to within a single-point) came up short. WSU had two shots to tie in the final minute but couldn't convert.

**LIFE AFTER ATLANTIS**

Gregg Marshall wasn't interested in any moral victories that might have been gained from strong second-half performances in close losses to nationally-ranked teams. He instead challenged his team to improve its focus and attention to detail and also promised to re-evaluate his starting lineup after using the same group for the first seven games.

**Nov. 29 -- SO. NAZARENE -- W, 87-57**

Shocker reserves combined for 61 of the team's 87 points, and WSU outscored SNU 46-8 in the paint in an easy win.

**Dec. 3 -- at Colorado St. -- W, 82-67**

A 10-0 run between the 6 and 8-minute mark of the second half busted open a one-point game, as WSU (13-of-27 from three-point range) passed its first true road test with flying colors.

**Dec. 6 -- Saint Louis -- W, 75-45**

The visiting Billikens missed 12-straight shots and 17 of their first 18 overall during a nine-point first half that smashed several school defensive records. It was the lowest halftime point total for a Shocker foe since 1948 and the third-lowest in program history.

**THEY SAID IT:**

*"The thing about defending their offense is that all of those guys are capable shooters and scorers. They can space the floor. They have a balanced tact in the way that they play."*

-LSU head coach, **Johnny Jones**

*"They've got players, and they keep coming with more players, and more players.. A lot of teams would like to have the guys that didn't get in the game off their team."*

-Colorado State head coach, **Larry Eustachy**

*"That team could go 15-1 in our league. They're that good. We played hard. We just met our match... That's the best team that will come in here, by far, this year."*

-Colorado State head coach, **Larry Eustachy**

**UP AHEAD:**

► WSU will play its annual downtown game next Saturday at INTRUST Bank Arena against Oklahoma State.

► For the third consecutive year, the 15,004 seat building is completely sold out.

► The 6 p.m. tip can be seen in all 50 states on ESPN3.

► WSU is a perfect 6-0 at INTRUST Bank Arena, which opened its doors for the first time in 2010.

► OSU is the Shockers' closest Division I neighbor – roughly 120 miles down the road.

► This will be the first meeting between the two teams in 14 years. WSU plays at OSU's Gallagher-Iba Arena in 2017.

► In a collision of curiosities, WSU's high-scoring bench (national-best 49.2 points per game) meets an OSU team that averages 40.1 points from its non-starters (fifth-best nationally). What exactly that means is anyone's guess.

► OSU (6-2) received eight votes in this week's Coaches Poll.

► Ken Pomeroy's adjusted tempo rankings consider the Cowboys one of the nation's 10 fastest-playing teams at over 76 possessions per game.



## FALL SIGNINGS (Class of 2017)

## SAMAJAE HAYNES-JONES

6-0 | 170 | G

Wichita, Kan./East HS /Hutchinson CC

Pass-first point guard with good scoring ability... A hard-nosed player who takes pride in his defense.

**Gregg Marshall:** "As a staff, we're excited to be bringing in a player of his caliber, but we're also excited for Samajae. He's a Wichita kid who made it his goal to come back home and play for the Shockers. He wants to be great. He's a gym rat. He's tough and competitive, and he's going to have a big year for Coach Steve Eck and the Blue Dragons."

**Junior College:** Sophomore point guard for a Hutchinson team that begins the 2016-17 season ranked No. 6 nationally... As a freshman, helped lead the Blue Dragons to a 32-6 record, a Jayhawk Conference title and an NJCAA National Runner-Up finish... Averaged 15.4 points, 2.4 assists and 1.0 steal in 37 games... Scored a season-high 33 points in a 116-90 quarterfinal win over defending national champion Northwest Florida State... A second-team all-conference selection during the regular season... Coached by Steve Eck... Recruited by Cincinnati, East Tennessee State, Houston, Illinois St. and Robert Morris, among others.

**High School:** An all-state performer and 2015 Wichita East graduate... Named one of Kansas' five best players by the Wichita Eagle after leading the Aces to the Class 6A State Championship... The last three wins in the state title run came on his future home floor, WSU's Charles Koch Arena... Averaged 15.6 points and was voted Class 6A All-State by the KBCA... Also landed first team all-city and all-metro honors... Team went 45-4 over his final two seasons, including 24-1 in his last go-around... Coached by Joe Jackson...

## ASBJORN MIDTGAARD [Az-BERN MEET-Guard]

7-0 | 270 | C

Helsingor, Denmark/ Espergaerde Gymnasium

A potential game-changer on both ends of the floor... Physically imposing and is rapidly developing a skillset to match...

**Gregg Marshall:** "Asbjorn possesses two important qualities that you look for in a post player: hustle and muscle. Obviously the first thing about Asbjorn that jumps out at you is his size. He's 7-feet and a chiseled 270, even though he's only been lifting weights for about six months now. But we were equally impressed by his charisma, both as a player and a person, and his passion for the game of basketball. He's developed a nice skillset around the basket and is getting better by the day."

**Club Basketball:** Turned 19 on Sept. 20... Took up competitive basketball at age 14 and is still relatively new to the game but has made quick progress with his skill development... Has spent the past three seasons competing against older professionals in the Danish League for the Horsholm 79'ers... Currently averaging 10 points and 9.2 rebounds through five games. The latter currently ranks third on the league leaderboard.

## QUICK FACTS

## GENERAL INFORMATION

Institution ..... Wichita State University  
Location ..... Wichita, Kan.  
Enrollment ..... 14,474  
Founded ..... 1895 (as Fairmount College)  
Nickname ..... Shockers  
Mascot ..... WuShock  
Colors ..... Yellow and Black  
Affiliation ..... NCAA Division I  
Conference ..... Missouri Valley  
President ..... Dr. John Bardo  
Alma Mater (Year) ..... Cincinnati ('70)  
Athletic Director ..... Darron Boatright  
Alma Mater (Year) ..... Murray State ('98)  
Athletic Department Phone ..... (316) 978-3251  
Website ..... www.goshockers.com  
Twitter ..... @goshockers @goshockerslive

## "THE ROUNDHOUSE"

Arena Name ..... Charles Koch Arena  
Court Name ..... Devlin Court  
Capacity ..... 10,506  
Opened Dec. 3, 1955 (renovated/renamed in Fall, 2003)  
Press Row Phone ..... 316-978-3390  
Ticket Office Phone ..... 316-978-3267

## HISTORY

First Year of Basketball ..... 1905-06  
All-Time Record ..... 1,517-1,177 (111<sup>th</sup> Season)  
All-Time MVC Record (1946-Present) ..... 574-501 (72<sup>nd</sup> Season)  
MVC Titles (Most Recent) ..... 10 (3-straight)  
MVC Tournament Titles (Most Recent) ..... 3 (2014)  
NCAA Appearances (Most Recent) ..... 13 (5-straight)  
NCAA Tournament Record ..... 17-14  
Final Fours (Years) ..... 2 (1965, 2013)  
NIT Appearances (Most Recent) ..... 12 (2011 Champions)

## ROSTER BREAKDOWN

Category	Returning	Lost
Starters	3	2
Letterwinners	9	6
Minutes	48.6 %	51.4 %
Starts	38.9 %	61.1 %
Points	47.8 %	52.2 %
Rebounds	55.7 %	44.3 %
Assists	31.6 %	68.4 %
Blocks	62.4 %	37.6 %
Steals	40.8 %	59.2 %

## STARTERS RETURNING (2)

Player	Ht	Wt	Cl	Pos	2015-16 PPG	RPG
Zach Brown	6-6	214	Jr.	F	6.7	2.9
Shaquille Morris	6-8	275	r-Jr	C	6.8	3.6

## OTHER RETURNING LETTERMEN (9)

Player	Ht	Wt	Cl	Pos	2015-16 PPG	RPG
Zach Brown	6-6	214	Jr.	F	6.7	2.9
Zach Bush	6-6	198	r-Sr.	G	0.3	0.3
Conner Frankamp	6-1	169	r-Jr.	G	6.1	1.5

## MISSOURI VALLEY PRESEASON POLL

A panel of Missouri Valley Conference media, coaches and sports information directors tabbed the three-time defending Shockers as the odds-on favorite for a fourth-consecutive year. Wichita State earned 37 of a possible 42 first-place votes to run away with the top spot in the leagues preseason poll.

**Markis McDuffie** was one of five players named to the Valley's preseason first team, and **Shaquille Morris** landed on the second team.

MVC PREDICTED ORDER OF FINISH			
School	Points	2015-16	
1. <b>Wichita State (37)</b>	<b>413</b>	<b>1st</b>	
2. Illinois State (4)	356	t-2nd	
3. Northern Iowa (1)	348	t-4th	
4. Missouri State	278	t-6th	
5. Southern Illinois	228	t-4th	
6. Indiana State	219	t-6th	
7. Loyola	179	8th	
8. Bradley	110	9th	
9. Evansville	106	t-2nd	
10. Bradley	73	10th	

## PRESEASON FIRST TEAM ALL-MVC

Name	School	Ht.	Cl.	Pos.
<b>Markis McDuffie</b>	<b>Wichita St.</b>	<b>6-8</b>	<b>So.</b>	<b>F</b>
MiKyle McIntosh	Illinois St.	6-7	Jr.	F
Jeremy Morgan	No. Iowa	6-5	Sr.	G
Brenton Scott	Indiana St.	6-1	Jr.	G
Paris Lee	Illinois St.	6-0	Sr.	G

## PRESEASON SECOND TEAM ALL-MVC

Name	School	Ht.	Cl.	Pos.
Milton Doyle	Loyola	6-4	Sr.	G
Dequan Miller	Missouri St.	5-10	Sr.	G
<b>Shaquille Morris</b>	<b>Wichita St.</b>	<b>6-8</b>	<b>Jr.</b>	<b>C</b>
Sean O'Brien	So. Illinois	6-7	Sr.	F
Reed Timmer	Drake	6-1	Jr.	G

Eric Hamilton	6-8	231	So.	F	3.4	1.7
Rashard Kelly	6-4	212	r-Sr.	F	4.2	3.7
Markis McDuffie	6-8	194	So.	F	7.4	3.3
Shaquille Morris	6-8	275	r-Jr	C	6.8	3.6
Rauno Nurger	6-10	232	Jr.	C	1.6	1.2
John Robert Simon	5-10	175	Jr.	G	1.3	#0.7

## OTHER RETURNERS (2)

Player	Ht	Wt	Cl	Pos	2015-16 PPG	RPG
Brett Barney	6-9	227	r-Fr.	F	Redshirt	
Landry Shamet	6-4	184	r-Fr.	G	Injured, 3 GP	

## NEWCOMERS (5)

Player	Ht	Wt	Cl	Pos	2015-16 PPG	RPG
Kaelen Malone	6-0	165	So.	G	-	-
Daishon Smith	6-1	162	Jr.	G	-	-
C.J. Keyser	6-3	187	Fr.	G	-	-
Austin Reaves	6-5	167	Fr.	G	-	-
Darral Willis Jr.	6-9	218	Jr.	F	-	-

# - Assists Per Game

^ - Allen played his freshman season at Texas A&amp;M in 2014-15 and sat out the 2015-16 season per NCAA transfer rules





## 2016-17 SEASON STATISTICS

INDIVIDUAL -- ALL GAMES										Total: 7-2			Home: 6-0			Away: 1-0			Neutral: 1-2							
##	Player	GP	GS	Min	Avg	FG	FGA	%	3FG	FGA	%	FT	FTA	%	Off	Def	Tot	Avg	PF	FO	A	TO	Blk	Stl	Pts	Avg
32	McDUFFIE, Markis	10	2	223	22.3	37	77	.481	8	21	.381	29	38	.763	14	30	44	4.4	15	0	18	11	2	8	111	11.1
21	WILLIS Jr., Darrel	10	2	166	16.6	36	68	.529	0	0	.000	28	39	.718	19	34	53	5.3	28	0	7	17	7	6	100	10.0
01	BROWN, Zach	10	7	196	19.6	30	62	.484	11	29	.379	22	35	.629	13	22	35	3.5	13	0	19	8	2	8	93	9.3
11	SHAMET, Landry	10	10	218	21.8	27	68	.397	14	39	.359	17	21	.810	11	19	30	3.0	22	0	27	9	1	7	85	8.5
24	MORRIS, Shaquille	10	7	160	16.0	34	62	.548	2	5	.400	10	15	.667	7	26	33	3.3	32	1	5	8	6	4	80	8.0
12	REAVES, Austin	9	0	119	13.2	19	33	.576	12	22	.545	10	14	.714	5	15	20	2.2	7	0	14	4	2	7	60	6.7
02	SMITH, Daishon	10	3	172	17.2	19	45	.422	12	24	.500	14	16	.875	3	27	30	3.0	14	0	28	13	0	14	64	6.4
00	KELLY, Rashard	10	8	165	16.5	25	50	.500	3	9	.333	7	14	.500	14	32	46	4.6	14	0	5	9	1	8	60	6.0
33	FRANKAMP, Conner	10	8	220	22.0	19	53	.358	13	39	.333	8	8	1.000	3	14	17	1.7	7	0	27	7	2	7	59	5.9
20	NURGER, Rauno	10	3	175	17.5	15	31	.484	5	10	.500	21	29	.724	5	24	29	2.9	23	1	9	11	3	0	56	5.6
03	KEYSER, C.J.	6	0	44	7.3	4	12	.333	0	3	.000	4	5	.800	3	1	4	0.7	7	0	3	7	1	1	12	2.0
14	SIMON, John Robert	7	0	34	4.9	3	5	.600	2	4	.500	4	6	.667	0	4	4	0.6	2	0	4	2	0	3	12	1.7
04	BARNEY, Brett	6	0	17	2.8	5	10	.500	0	0	.000	0	1	.000	2	2	4	0.7	1	0	0	0	0	0	10	1.7
25	HAMILTON, Eric	9	0	60	6.7	5	19	.263	1	5	.200	3	8	.375	3	14	17	1.9	8	0	1	7	2	2	14	1.6
10	MALONE, Kaelen	6	0	14	2.3	2	4	.500	0	1	.000	0	0	.000	2	1	3	0.5	2	0	2	2	0	0	4	0.7
05	BUSH, Zach	7	0	17	2.4	1	5	.200	1	5	.200	0	0	.000	0	3	3	0.4	2	0	1	2	0	3	3	0.4
TM	TEAM.....														24	37	61	6.1	0			2			0	
	<b>Total.....</b>	<b>10</b>				<b>281</b>	<b>604</b>	<b>.465</b>	<b>84</b>	<b>216</b>	<b>.389</b>	<b>177</b>	<b>249</b>	<b>.711</b>	<b>128</b>	<b>305</b>	<b>433</b>	<b>43.3</b>	<b>197</b>	<b>2</b>	<b>170</b>	<b>119</b>	<b>29</b>	<b>78</b>	<b>823</b>	<b>82.3</b>
	Opponents.....	10				191	544	.351	64	219	.292	135	205	.659	87	237	324	32.4	229	12	105	163	35	61	581	58.1

SCORE BY PERIODS:	1st	2nd	OT	Total
Wichita State.....	402	421	0	- 832
Opponents .....	270	311	0	- 581

INDIVIDUAL -- HOME GAMES										Total: 6-0																
##	Player	GP	GS	Min	Avg	FG	FGA	%	3FG	FGA	%	FT	FTA	%	Off	Def	Tot	Avg	PF	FO	A	TO	Blk	Stl	Pts	Avg
21	WILLIS Jr., Darrel	6	1	101	16.8	23	38	.605	0	0	.000	21	28	.750	9	25	34	5.7	15	0	6	9	4	5	67	11.2
01	BROWN, Zach	6	4	117	19.5	21	38	.553	8	17	.471	17	21	.810	10	13	23	3.8	10	0	15	4	1	5	67	11.2
32	McDUFFIE, Markis	6	1	115	19.2	22	41	.537	3	10	.300	17	24	.708	6	20	26	4.3	8	0	14	8	2	5	64	10.7
11	SHAMET, Landry	6	6	122	20.3	16	33	.485	9	23	.391	12	16	.750	5	9	14	2.3	11	0	15	3	1	4	53	8.8
24	MORRIS, Shaquille	6	4	83	13.8	21	29	.724	1	1	1.000	7	10	.700	1	15	16	2.7	18	0	2	5	5	3	50	8.3
12	REAVES, Austin	5	0	69	13.8	14	21	.667	9	14	.643	4	7	.571	3	9	12	2.4	6	0	10	3	2	6	41	8.2
00	KELLY, Rashard	6	5	104	17.3	19	34	.559	2	5	.400	6	10	.600	10	27	37	6.2	9	0	4	6	1	6	46	7.7
20	NURGER, Rauno	6	2	106	17.7	8	16	.500	2	4	.500	16	22	.727	2	14	16	2.7	11	0	7	7	2	0	34	5.7
02	SMITH, Daishon	6	2	103	17.2	10	27	.370	8	16	.500	5	6	.833	2	21	23	3.8	10	0	20	7	0	7	33	5.5
33	FRANKAMP, Conner	6	5	120	20.0	10	30	.333	6	21	.286	6	6	1.000	1	8	9	1.5	5	0	16	5	2	2	32	5.3
03	KEYSER, C.J.	5	0	40	8.0	4	12	.333	0	3	.000	4	5	.800	3	1	4	0.8	6	0	2	5	1	1	12	2.4
25	HAMILTON, Eric	6	0	50	8.3	5	16	.313	1	5	.200	3	6	.500	3	10	13	2.2	7	0	1	6	2	2	14	2.3
04	BARNEY, Brett	5	0	14	2.8	4	9	.444	0	0	.000	0	1	.000	2	2	4	0.8	1	0	0	0	0	0	8	1.6
14	SIMON, John Robert	6	0	29	4.8	2	4	.500	1	3	.333	2	4	.500	0	4	4	0.7	2	0	4	2	0	2	7	1.2
10	MALONE, Kaelen	5	0	12	2.4	2	4	.500	0	1	.000	0	0	.000	2	1	3	0.6	2	0	1	1	0	0	4	0.8
05	BUSH, Zach	6	0	15	2.5	1	4	.250	1	4	.250	0	0	.000	0	2	2	0.3	2	0	1	1	0	3	3	0.5
TM	TEAM.....														12	23	35	5.8	0			1			0	
	<b>Total.....</b>	<b>6</b>				<b>182</b>	<b>356</b>	<b>.511</b>	<b>51</b>	<b>127</b>	<b>.402</b>	<b>120</b>	<b>166</b>	<b>.723</b>	<b>71</b>	<b>204</b>	<b>275</b>	<b>45.8</b>	<b>123</b>	<b>0</b>	<b>118</b>	<b>73</b>	<b>23</b>	<b>51</b>	<b>535</b>	<b>89.2</b>
	Opponents.....	6				110	332	.331	35	127	.276	73	119	.613	47	128	175	29.2	144	8	52	98	12	39	328	54.7

SCORE BY PERIODS:	1st	2nd	OT	Total
Wichita State.....	276	259	0	- 535
Opponents .....	148	180	0	- 328



## SCHEDULE &amp; RESULTS

DATE	AP/CO	OPPONENT	RESULT	STRK	RECORD	MVC	HI SCORER	HI REBOUNDER	HI ASSISTS	ATTEND.
Nov. 11	rv/rv	S. CAROLINA ST.	W 85-39	Won 1	1-0		(14) Nurger	(9) Kelly	(4) Frankamp / Brown	~ 10,506
Nov. 13	rv/rv	LONG BEACH ST.	W 92-55	Won 2	2-0		(15) Frankamp	(6) Smith	(4) Smith	~ 10,506
Nov. 16	rv/rv	TULSA	W 80-53	Won 3	3-0		(18) McDuffie	(7) Kelly / McDuffie / Willis	(4) McDuffie	~ 10,506
Nov. 20	rv/rv	UMES	W 116-79	Won 4	4-0		(16) Shamet / Smith	(4) Kelly / Willis	(5) Frankamp	~ 10,506
Nov. 23	rv/rv	vs. LSU #	W 82-47	Won 5	5-0		(15) McDuffie	(6) Morris	(7) Frankamp	1,206
Nov. 24	rv/rv	vs. [10/10] Louisville #	L 52-62	Lost 1	5-1		(10) McDuffie / Morris	(5) Nurger	(3) Shamet	1,604
Nov. 25	rv/rv	vs. [24/20] Michigan State #	L 72-77	Lost 2	5-2		(16) Willis	(6) Willis	(3) Shamet	1,569
Nov. 29	-/rv	SO. NAZARENE	W 87-57	Won 1	6-2		(15) Morris	(9) Willis	(5) Smith	10,436
Dec. 3	-/rv	at Colorado St.	W 82-67	Won 2	7-2		(16) Brown	(6) Morris	(4) Smith	6,918
Dec. 6	rv/rv	SAINT LOUIS	W 74-45	Won 3	8-2		(15) Kelly	(8) Kelly	(5) Shamet	10,157
Dec. 10	rv/rv	at Oklahoma \$								
Dec. 17		OKLAHOMA ST. !								
Dec. 22		S. DAKOTA ST.								
Dec. 28		at Indiana St. *								
Jan. 1		BRADLEY *								
Jan. 4		DRAKE *								
Jan. 8		at No. Iowa *								
Jan. 11		LOYOLA *								
Jan. 14		at Illinois St. *								
Jan. 17		at Evansville *								
Jan. 21		INDIANA ST. *								
Jan. 24		SO. ILLINOIS *								
Jan. 29		at Bradley *								
Feb. 1		at Drake *								
Feb. 4		ILLINOIS ST. *								
Feb. 9		MISSOURI ST. *								
Feb. 12		at Loyola *								
Feb. 15		at So. Illinois *								
Feb. 18		NO. IOWA *								
Feb. 21		EVANSVILLE *								
Feb. 25		at Missouri St. *								

^ = MVC/MWC Challenge Series

% = MVC Tournament (St. Louis, Mo./Scottrade Center)

\$ = All-College Classic (Oklahoma City/Chesapeake Energy Arena)

! = Wichita, Kan./INTRUST Bank Arena

# = Battle 4 Atlantis (Paradise Island, Bahamas)

\* = Missouri Valley Conference game

~ Sellout Crowd

## ATTENDANCE SUMMARY

		GP	W-L	TOTAL	AVERAGE	HIGH	
HOME	Overall	6	6-0	62,617	10,436	10,506	4x --- Charles Koch Arena (10,506)
	MVC Games						
AWAY	Overall	1	1-0	6,918	6,918	6,918	1x -- at Colorado
	MVC Games						
NEUTRAL	Overall	3	1-2	4,379	1,460	1,604	vs. Louisville at Paradise Island, Bahamas / Imperial Arena @ Battle 4 Atlantis
TOTAL	Overall	10	8-2	73,914	7,391	10,506	4x --- Charles Koch Arena (10,506)
	MVC Games						

## WIN-LOSS SCORING MARGINS

	1	2	3	4	5	6	7	8	9	10	11	12	13	14	15	16	17	18	19	20	21	22	23	24	25-29	30+	<10	10+	20+
WIN	.	.	.	.	1	.	.	.	.	1	.	.	.	.	.	.	.	.	.	.	.	.	.	.	1	6	0	8	7
LOSS	.	.	.	.	1	.	.	.	.	1	.	.	.	.	.	.	.	.	.	.	.	.	.	.	.	.	0	1	0



## GAME-BY-GAME COMPARISON (WSU listed first in bold, then opponent)

	1st	2nd	Tot	+/-	FGM-FGA	Pct.	3PM-3PA	Pct.	FTM-FTA	Pct.	Reb	+/-	A	TO	TO Mar	Blk	Stl	Fouls
S. CAROLINA ST.	<b>41</b> 15	<b>44</b> 24	<b>85</b> 39	<b>+46</b>	<b>30-63</b> 14-52	<b>.476</b> .269	<b>4-23</b> 3-16	<b>.174</b> .188	<b>21-29</b> 8-11	<b>.724</b> .727	<b>49</b> 28	<b>+21</b>	<b>21</b> 5	<b>10</b> 19	<b>+9</b>	<b>5</b> 1	<b>10</b> 4	<b>18</b> 23
LONG BEACH ST.	<b>43</b> 33	<b>49</b> 22	<b>92</b> 55	<b>+37</b>	<b>31-56</b> 20-64	<b>.554</b> .313	<b>10-20</b> 2-20	<b>.500</b> .100	<b>20-31</b> 13-22	<b>.645</b> .591	<b>46</b> 35	<b>+11</b>	<b>16</b> 8	<b>14</b> 21	<b>+7</b>	<b>8</b> 1	<b>11</b> 6	<b>26</b> 25
TULSA	<b>44</b> 30	<b>36</b> 23	<b>80</b> 53	<b>+27</b>	<b>27-63</b> 18-54	<b>.429</b> .333	<b>6-22</b> 6-22	<b>.273</b> .273	<b>20-26</b> 11-21	<b>.769</b> .524	<b>52</b> 30	<b>+22</b>	<b>20</b> 9	<b>15</b> 15	<b>--</b>	<b>5</b> 3	<b>7</b> 8	<b>21</b> 24
EASTERN SHORE	<b>62</b> 37	<b>54</b> 42	<b>116</b> 79	<b>+37</b>	<b>35-53</b> 27-55	<b>.660</b> .491	<b>15-24</b> 10-21	<b>.625</b> .476	<b>31-43</b> 15-24	<b>.721</b> .625	<b>32</b> 25	<b>+7</b>	<b>20</b> 11	<b>12</b> 17	<b>+5</b>	<b>0</b> 3	<b>7</b> 8	<b>25</b> 35
vs. LSU	<b>46</b> 19	<b>36</b> 28	<b>82</b> 47	<b>+35</b>	<b>31-69</b> 18-64	<b>.449</b> .281	<b>9-18</b> 4-25	<b>.500</b> .160	<b>11-18</b> 7-13	<b>.611</b> .538	<b>55</b> 36	<b>+19</b>	<b>16</b> 8	<b>14</b> 16	<b>+2</b>	<b>3</b> 6	<b>7</b> 9	<b>14</b> 18
vs. #10/10 Louisville	<b>17</b> 33	<b>35</b> 29	<b>52</b> 62	<b>-10</b>	<b>18-57</b> 19-52	<b>.316</b> .365	<b>6-22</b> 7-24	<b>.273</b> .292	<b>10-18</b> 17-23	<b>.556</b> .739	<b>33</b> 46	<b>-13</b>	<b>12</b> 13	<b>12</b> 15	<b>+3</b>	<b>0</b> 8	<b>4</b> 4	<b>17</b> 22
vs. #24/20 Michigan St.	<b>29</b> 39	<b>43</b> 38	<b>72</b> 77	<b>-5</b>	<b>22-62</b> 26-52	<b>.355</b> .500	<b>5-22</b> 11-25	<b>.227</b> .440	<b>23-30</b> 14-21	<b>.767</b> .667	<b>37</b> 36	<b>+1</b>	<b>9</b> 20	<b>7</b> 15	<b>+8</b>	<b>1</b> 6	<b>8</b> 2	<b>20</b> 25
SO. NAZARENE	<b>50</b> 24	<b>37</b> 33	<b>87</b> 57	<b>+30</b>	<b>32-61</b> 16-49	<b>.525</b> .327	<b>8-18</b> 6-20	<b>.444</b> .300	<b>15-20</b> 19-31	<b>.750</b> .613	<b>44</b> 28	<b>+16</b>	<b>21</b> 8	<b>12</b> 17	<b>+5</b>	<b>2</b> 3	<b>10</b> 6	<b>21</b> 19
at Colorado St.	<b>34</b> 31	<b>48</b> 36	<b>82</b> 67	<b>+15</b>	<b>28-60</b> 18-44	<b>.467</b> .409	<b>13-27</b> 7-18	<b>.481</b> .389	<b>13-17</b> 24-29	<b>.765</b> .828	<b>33</b> 31	<b>+2</b>	<b>15</b> 12	<b>13</b> 19	<b>+6</b>	<b>2</b> 3	<b>8</b> 7	<b>23</b> 20
SAINT LOUIS	<b>36</b> 9	<b>39</b> 36	<b>75</b> 45	<b>+30</b>	<b>27-60</b> 15-58	<b>.450</b> .259	<b>8-20</b> 8-28	<b>.400</b> .286	<b>13-17</b> 7-10	<b>.765</b> .700	<b>52</b> 29	<b>+23</b>	<b>20</b> 11	<b>10</b> 9	<b>-1</b>	<b>3</b> 1	<b>6</b> 7	<b>12</b> 18
at Oklahoma																		
OKLAHOMA ST.																		
S. DAKOTA ST.																		
at Indiana St. ^																		
BRADLEY ^																		
DRAKE ^																		
at No. Iowa ^																		
LOYOLA ^																		
at Illinois St. ^																		
at Evansville ^																		
INDIANA ST. ^																		
SO. ILLINOIS ^																		
at Bradley ^																		
at Drake ^																		
ILLINOIS ST. ^																		
MISSOURI ST. ^																		
at Loyola																		
at So. Illinois ^																		
NO. IOWA ^																		
EVANSVILLE ^																		
at Missouri St. ^																		





## WSU SEASON HIGHS -- INDIVIDUALS

Category	Total	WSU Player	Opponent	Date
<b>Points</b>	18	Markis McDuffie	TULSA	Nov. 16
	16	5x, Last: Brown	at Colorado St.	Dec. 3
<b>Field Goals Made</b>	7	2x, Last: Morris	SO. NAZARENE	Nov. 29
<b>Field Goal Attempts</b>	13	2x, Last: Morris	vs. Louisville	Nov. 24
<b>Field Goal Pct.</b> (Min. 5 FGM)	6-7	Landry Shamet	EASTERN SHORE	Nov. 20
<b>3-Pointers Made</b>	4	Reaves/Shamet/Smith	EASTERN SHORE	Nov. 20
<b>3-Point Attempts</b>	7	Conner Frankamp	EASTERN SHORE	Nov. 20
<b>3-Point Pct.</b> (Min. 4 FGM)	4-4	Daishon Smith	EASTERN SHORE	Nov. 20
<b>Free Throws Made</b>	9	Markis McDuffie	TULSA	Nov. 16
<b>Free Throw Attempts</b>	12	Markis McDuffie	TULSA	Nov. 16
<b>Free Throw Pct.</b> (Min. 5 FTM)	6-6	Austin Reaves	vs. Michigan St.	Nov. 25
<b>Rebounds</b>	9	2x, Last: Willis	SO. NAZARENE	Nov. 29
<b>Assists</b>	7	Conner Frankamp	vs. LSU	Nov. 23
<b>Blocks</b>	4	Shaquille Morris	LONG BEACH ST.	Nov. 13
<b>Steals</b>	4	Daishon Smith	at Colorado St.	Dec. 3
<b>Minutes</b>	34	2x, Last: Shamet	at Colorado St.	Dec. 3

## OPPONENT SEASON HIGHS -- INDIVIDUALS

Category	Total	WSU Player	Opponent	Date
<b>Points</b>	27	Ryan Andino	EASTERN SHORE	Nov. 20
	21	Miles Bridges	vs. Michigan St.	Nov. 25
<b>Field Goals Made</b>	9	Ryan Andino	EASTERN SHORE	Nov. 20
<b>Field Goal Attempts</b>	15	2x, Last: Q. Snider	vs. Louisville	Nov. 24
<b>Field Goal Pct.</b> (Min. 5 FGM)	9-15	Ryan Andino	EASTERN SHORE	Nov. 20
<b>3-Pointers Made</b>	8	Ryan Andino	EASTERN SHORE	Nov. 20
<b>3-Point Attempts</b>	10	Ryan Andino	EASTERN SHORE	Nov. 20
<b>3-Point Pct.</b> (Min. 4 FGM)	5-6	Prentiss Nixon	at Colorado St.	Dec. 3
<b>Free Throws Made</b>	7	2x, Last: JD Paige	at Colorado St.	Dec. 3
<b>Free Throw Attempts</b>	10	Logan McIntosh	EASTERN SHORE	Nov. 20
<b>Free Throw Pct.</b> (Min. 5 FTM)	6-6	Devocio Butler	at Colorado St.	Dec. 3
<b>Rebounds</b>	14	Emmanuel Omogbo	at Colorado St.	Dec. 3
<b>Assists</b>	12	Lourawis Nairn Jr.	vs. Michigan St.	Nov. 25
<b>Blocks</b>	6	Anas Mahmoud	vs. Louisville	Nov. 24
<b>Steals</b>	4	2x, Last: J. Bishop	SAINT LOUIS	Dec. 6
<b>Minutes</b>	35	3x, Last: J. Bishop	SAINT LOUIS	Dec. 6

## WSU TEAM HIGHS

Category	#	Opponent	Date
<b>Points</b>	116	EASTERN SHORE	Nov. 20
<b>Field Goals</b>	35	EASTERN SHORE	Nov. 20
<b>Field Goal Attempts</b>	69	vs. LSU	Nov. 23
<b>Field Goal Pct.</b>	.660	EASTERN SHORE (35-53)	Nov. 20
<b>3-Pointers</b>	*15	EASTERN SHORE	Nov. 20
<b>3-Point Attempts</b>	27	at Colorado State	Dec. 3
<b>3-Point Pct.</b>	.625	EASTERN SHORE (15-24)	Nov. 20
<b>Free Throws</b>	31	EASTERN SHORE	Nov. 20
<b>Free Throw Attempts</b>	43	EASTERN SHORE	Nov. 20
<b>Free Throw Pct.</b>	.769	TULSA (20-26)	Nov. 11
<b>Rebounds</b>	55	vs. LSU	Nov. 23
<b>Fouls</b>	26	LONG BEACH ST.	Nov. 13
<b>Assists</b>	21	2x, Last: SO. NAZARENE	Nov. 29
<b>Turnovers</b>	15	TULSA	Nov. 16
<b>Blocks</b>	8	LONG BEACH ST.	Nov. 13
<b>Steals</b>	11	LONG BEACH ST.	Nov. 13

\* - Tied School Record

## OPPONENT TEAM HIGHS

Category	#	Opponent	Date
<b>Points</b>	79	EASTERN SHORE	Nov. 20
<b>Field Goals</b>	27	EASTERN SHORE	Nov. 20
<b>Field Goal Attempts</b>	64	2x, Last: vs. LSU	Nov. 23
<b>Field Goal Pct.</b>	.500	vs. Michigan St. (26-52)	Nov. 25
<b>3-Pointers</b>	11	vs. Michigan St.	Nov. 25
<b>3-Point Attempts</b>	25	vs. Michigan St.	Nov. 25
<b>3-Point Pct.</b>	.476	EASTERN SHORE (10-21)	Nov. 20
<b>Free Throws</b>	24	at Colorado St.	Dec. 3
<b>Free Throw Attempts</b>	31	SO. NAZARENE	Nov. 29
<b>Free Throw Pct.</b>	.828	at Colorado St.	Dec. 3
<b>Rebounds</b>	46	vs. Louisville	Nov. 24
<b>Fouls</b>	35	EASTERN SHORE	Nov. 20
<b>Assists</b>	20	vs. Michigan St.	Nov. 25
<b>Turnovers</b>	21	LONG BEACH ST.	Nov. 13
<b>Blocks</b>	8	vs. Louisville	Nov. 24
<b>Steals</b>	9	vs. LSU	Nov. 23

## WSU TEAM LOWS

Category	#	Opponent	Date
<b>Points</b>	52	vs. Louisville	Nov. 24
<b>Field Goals</b>	18	vs. Louisville	Nov. 24
<b>Field Goal Attempts</b>	53	EASTERN SHORE	Nov. 20
<b>Field Goal Pct.</b>	.316	vs. Louisville [18-57]	Nov. 24
<b>3-Pointers</b>	4	S. CAROLINA ST.	Nov. 11
<b>3-Point Attempts</b>	18	2x, Last: SO. NAZARENE	Nov. 29
<b>3-Point Pct.</b>	.174	S. CAROLINA ST. (4-23)	Nov. 11
<b>Free Throws</b>	10	vs. Louisville	Nov. 24
<b>Free Throw Attempts</b>	17	2x, Last: SAINT LOUIS	Dec. 6
<b>Free Throw Pct.</b>	.556	vs. Louisville [10-18]	Nov. 24
<b>Rebounds</b>	32	EASTERN SHORE	Nov. 20
<b>Fouls</b>	14	vs. LSU	Nov. 23
<b>Assists</b>	9	vs. Michigan St.	Nov. 25
<b>Turnovers</b>	7	vs. Michigan St.	Nov. 25
<b>Blocks</b>	0	2x, Last: vs. Louisville	Nov. 24
<b>Steals</b>	4	vs. Louisville	Nov. 24

## OPPONENT TEAM LOWS

Category	#	Opponent	Date
<b>Points</b>	39	S. CAROLINA ST.	Nov. 11
<b>Field Goals</b>	14	S. CAROLINA ST.	Nov. 11
<b>Field Goal Attempts</b>	44	at Colorado St.	Dec. 3
<b>Field Goal Pct.</b>	.259	SAINT LOUIS	Dec. 6
<b>3-Pointers</b>	2	LONG BEACH ST.	Nov. 13
<b>3-Point Attempts</b>	16	S. CAROLINA ST.	Nov. 11
<b>3-Point Pct.</b>	.100	LONG BEACH ST.	Nov. 13
<b>Free Throws</b>	7	2x, Last: SAINT LOUIS	Dec. 6
<b>Free Throw Attempts</b>	11	S. CAROLINA ST.	Nov. 11
<b>Free Throw Pct.</b>	.524	TULSA (11-21)	Nov. 16
<b>Rebounds</b>	25	EASTERN SHORE	Nov. 20
<b>Fouls</b>	18	2x, Last: SAINT LOUIS	Dec. 6
<b>Assists</b>	5	S. CAROLINA ST.	Nov. 11
<b>Turnovers</b>	9	SAINT LOUIS	Dec. 6
<b>Blocks</b>	1	2x, Last: LBSU	Nov. 13
<b>Steals</b>	2	vs. Michigan St.	Nov. 25



## POINTS-REBOUNDS-ASSISTS

Date	Opponent	Score	00 Kelly	01 Brown	02 Smith	03 Keyser	04 Barney	05 Bush	10 Malone	11 Shamet	12 Reaves	14 Simon	20 Nurger	21 Willis	24 Morris	25 Hamilton	32 McDuffie	33 Frankamp
Nov. 11	S. CAROLINA ST.	85-39 W	9-9-0	7-5-4	0-3-3	4-1-1	4-1-0	0-1-0	0-1-1	7-2-0	6-3-1	3-0-0	14-2-3	8-4-1	8-3-1	4-4-1	11-7-1	0-1-4
Nov. 13	LONG BEACH ST.	92-55 W	4-4-0	11-4-3	11-6-4	0-1-0	0-0-0	0-0-0	2-1-0	12-1-2	10-1-2	1-2-1	4-4-0	9-5-1	5-3-0	0-2-0	8-5-3	15-1-0
Nov. 16	TULSA	80-53 W	3-7-1	15-5-3	0-3-3	2-1-0	---	3-0-0	---	2-3-2	4-4-3	0-0-0	9-3-0	16-7-2	8-2-0	0-1-0	18-7-4	0-0-2
Nov. 20	UMES	116-79 W	6-4-1	13-1-1	16-1-3	2-1-0	2-2-0	0-0-1	2-0-0	16-3-3	15-3-2	0-0-0	4-3-0	11-4-2	6-0-0	3-0-0	9-2-2	11-1-5
Nov. 23	vs. LSU	82-47 W	8-5-0	3-5-0	6-2-1	0-0-1	2-0-0	0-1-0	0-0-1	12-5-3	3-2-1	5-0-0	7-3-1	8-5-0	5-6-1	0-2-0	15-5-0	8-1-7
Nov. 24	vs. #10 Louisville	52-62 L	0-2-1	7-2-1	3-1-1	---	---	---	---	2-4-3	5-2-1	---	3-5-0	3-4-1	10-4-1	0-0-0	10-4-2	9-4-1
Nov. 25	vs. #24 Michigan St.	72-77 L	4-1-0	0-2-2	13-4-2	---	---	---	---	7-3-3	6-3-1	---	12-2-0	16-6-0	2-1-0	0-2-0	10-4-0	2-1-1
Nov. 29	SO. NAZARENE	87-57 W	9-5-1	13-4-1	0-5-5	4-0-1	2-1-0	0-1-0	0-1-0	11-2-3	---	3-1-2	3-1-4	11-9-0	15-1-0	2-4-0	11-2-1	3-2-3
Dec. 3	at Colorado St.	82-67 W	2-1-0	16-3-1	9-0-4	---	---	---	---	11-4-3	5-1-1	---	0-3-1	6-4-0	13-6-1	---	12-5-2	8-2-2
Dec. 6	SAINT LOUIS	75-45 W	15-8-1	8-4-3	6-5-2	---	0-0-0	0-0-0	0-0-0	5-3-5	6-1-2	0-1-1	0-3-0	12-5-0	8-7-1	5-2-0	7-3-3	3-4-2
Dec. 10	at Oklahoma																	
Dec. 17	OKLAHOMA ST.																	
Dec. 22	S. DAKOTA ST.																	
Dec. 28	at Indiana St. *																	
Jan. 1	BRADLEY *																	
Jan. 4	DRAKE *																	
Jan. 8	at No. Iowa *																	
Jan. 11	LOYOLA *																	
Jan. 14	at Illinois St. *																	
Jan. 17	at Evansville *																	
Jan. 21	INDIANA ST. *																	
Jan. 24	SO. ILLINOIS *																	
Jan. 29	at Bradley *																	
Feb. 1	at Drake *																	
Feb. 4	ILLINOIS ST. *																	
Feb. 9	MISSOURI ST. *																	
Feb. 12	at Loyola *																	
Feb. 15	at So. Illinois *																	
Feb. 18	NO. IOWA *																	
Feb. 21	EVANSVILLE *																	
Feb. 25	at Missouri St. *																	

## RECORDS BY LINEUP:

Frankamp, Shamet, Brown, Kelly, Morris.....5-2

Smith, Frankamp, Shamet, Kelly, Nurger.....1-0

Smith, Shamet, McDuffie, Willis, Nurger..2-0

## ACTIVE CAREER STAT LEADERS\*:

Games..... Rashard Kelly ..... 80

Game Started..... Zach Brown ..... 38

Minutes..... Rashard Kelly ..... 1,211

Points..... Shaquille Morris ..... 466

Rebounds..... Rashard Kelly ..... 274

Assists..... Zach Brown ..... 58

Blocks..... Shaquille Morris ..... 67

Steals..... Zach Brown ..... 44

3-Pointers..... Brown / Frankamp ..... 48

Through Dec. 9, 2016

\* - WSU career numbers only

## 2016-17 PARTICIPATION

	GP	W-L	GS	W-L
Rashard Kelly	9	7-2	8	6-2
Shaquille Morris	9	7-2	7	5-2
Zach Brown	9	7-2	7	5-2
John Robert Simon	6	6-0		
Conner Frankamp %	9	7-2	8	6-2
Rauno Nurger	9	7-2	2	2-0
Zach Bush	6	6-0		
Markis McDuffie	9	7-2	1	1-0
Eric Hamilton	8	6-2		
Landry Shamet	9	7-2	9	7-2
Daishon Smith	9	7-2	2	2-0
Darrel Willis Jr.	9	7-2	1	1-0
Austin Reaves	8	6-2		
C.J. Keyser	6	6-0		
Brett Barney	5	5-0		
Kaelen Malone	5	5-0		

## CAREER PARTICIPATION

GP	Streak	W-L	GS	Streak	W-L
79	79	63-16	17		10-7
76	39	62-14	37		30-7
71	52	56-15	38		29-9
70		67-3			
64	37	49-15	8		6-2
61	21	51-10	2	2	2-0
49		49-0			
43	42	33-10	2	1	1-1
29		23-6			
12	9	9-3	10	9	8-2
9	9	7-2	2	2	2-0
9	9	7-2	1	1	1-0
8	1	6-2			
6		6-0			
5		5-0			
5		5-0			

% - Frankamp's totals include 1 season at Kansas (2013-14)



## LEADS - DEFICITS - SPECIALTY STATS

Date	AP/Co	Opponent	Score	Lead	Deficit	Ties	LC	Leading	Trailing	Tied	Paint		Off TO's		2nd Chance		Bench	
											WSU	Opp	WSU	Opp	WSU	Opp	WSU	Opp
Nov. 11	rv/rv	SOUTH CAROLINA ST.	W 85-39	49	-	0	0	39:48	-	0:12	44	14	29	10	20	4	54	6
Nov. 13	rv/rv	LONG BEACH ST.	W 92-55	37	-	3	0	37:40	-	2:20	28	26	19	5	13	12	45	26
Nov. 16	rv/rv	TULSA	W 80-53	28	1	1	2	38:14	0:51	0:55	36	16	17	13	15	3	52	20
Nov. 20	rv/rv	MD. EASTERN SHORE	W 116-79	45	-	2	0	38:07	-	1:53	34	24	23	11	9	4	64	59
Nov. 23	rv/rv	vs LSU	W 82-47	36	-	0	0	39:10	-	0:50	36	18	23	14	15	5	46	18
Nov. 24	rv/rv	vs #10/10 Louisville	L 52-62	1	16	1	2	0:17	38:10	1:33	20	18	9	8	16	16	24	21
Nov. 25	rv/rv	vs #24/20 Michigan St.	L 72-77	3	18	7	8	2:55	33:37	3:25	26	24	11	8	13	9	57	40
Nov. 29	--/rv	SO. NAZARENE	W 87-57	34	-	0	0	39:23	-	0:37	46	8	19	11	19	15	61	12
Dec. 3	--/rv	at Colorado St.	W 82-67	15	4	9	8	23:43	8:53	7:24	24	16	25	12	13	8	44	14
Dec. 6	rv/rv	SAINT LOUIS	W 75-45	35	-	0	0	37:59	-	2:01	32	12	15	7	9	2	45	16
Dec. 10	rv/rv	at Oklahoma																
Dec. 17		OKLAHOMA ST.																
Dec. 22		S. DAKOTA ST.																
Dec. 28		at Indiana St. ^																
Jan. 1		BRADLEY ^																
Jan. 4		DRAKE ^																
Jan. 8		at No. Iowa ^																
Jan. 11		LOYOLA ^																
Jan. 14		at Illinois St.^																
Jan. 17		at Evansville ^																
Jan. 21		INDIANA ST. ^																
Jan. 24		SO. ILLINOIS ^																
Jan. 29		at Bradley ^																
Feb. 1		at Drake ^																
Feb. 4		ILLINOIS ST. ^																
Feb. 9		MISSOURI ST. ^																
Feb. 12		at Loyola																
Feb. 15		at So. Illinois ^																
Feb. 18		NO. IOWA ^																
Feb. 21		EVANSVILLE ^																
Feb. 25		at Missouri St. ^																

## LARGEST LEADS &amp; DEFICITS

Largest...	----- ALL GAMES -----				---- MVC REGULAR SEASON ----		
	#	Opponent	Date	#	Opponent	Date	
Halftime Lead	27	vs. LSU	Nov. 23				
		SAINT LOUIS	Dec. 6				
Halftime Lead Surrendered	3	at Colorado St.	Dec. 3				
Halftime Lead Surrendered in Loss							
Halftime Deficit	16	vs. Louisville	Nov. 24				
Halftime Deficit Overcome							
Halftime Deficit Overcome for Victory							
Lead	49	2:18 2h S. CAROLINA ST.	Nov. 11				
Lead Surrendered	6	10:22 1h LONG BEACH ST.	Nov. 13				
Lead Surrendered in Loss	3	14:48 1h vs. Michigan St.	Nov. 25				
Deficit	18	11:53 2h vs. Michigan St.	Nov. 25				
Deficit Overcome (tied or took lead)	4	5:29 1h at Colorado St.	Dec. 3				
Deficit Overcome in Victory	4	5:29 1h at Colorado St.	Dec. 3				
2nd Half Deficit Overcome	2	17:48 2h at Colorado St.	Dec. 3				
2nd Half Deficit Overcome in Victory	2	17:48 2h at Colorado St.	Dec. 3				
2nd Half Lead Surrendered	8	10:30 2h at Colorado St.	Dec. 3				
2nd Half Lead Surrendered in Loss							





## BIG GAMES

		Leading Scorer		Leading Rebounder		Assist Leader		Total Dunks		10+ Points		20+ Points		30+ Points		10+ Rebounds		10+ Assists		P-R Double-Double		P-A Double-Double		P-R-A Triple-Doubles	
#	Player	16-17	Career	16-17	Career	16-17	Career	16-17	Career	16-17	Career	16-17	Career	16-17	Career	16-17	Career	16-17	Career	16-17	Career	16-17	Career	16-17	Career
00	KELLY, Rashard			3	10			1	20	3															
01	BROWN, Zach	1	4		3	1	1	4	22	5	16														
02	SMITH, Daishon	1	1	1	1	3	3	1	1	3	3														
03	KEYSER, C.J.																								
04	BARNEY, Brett																								
05	BUSH, Zach																								
10	MALONE, Kaelen																								
11	SHAMET, Landry	1	1			2	2			5	6														
12	REAVES, Austin							1	1	2	2														
14	SIMON, John Robert						1																		
20	NURGER, Rauno	1	1	1	1				2	2	3														
21	WILLIS, Darral	1	1	4	4			3	3	4	4														
24	MORRIS, Shaquille	2	8	2	8			6	44	3	18														
25	HAMILTON, Eric		1		2				2		2														
32	McDUFFIE, Markis	3	5	1	4	1	1	3	9	7	17														
33	FRANKAMP, Conner	1	1			3	3			2	8														

## MISCELLANEOUS

Game Result	Opponent	Opening Tipoff Player	Opening Tipoff Result	Opening Run By	Opening Run Score	1st WSU... Points	1st WSU... FG	1st Opponent... Points	1st Opponent... FG	First WSU Sub Time -- Player(s)	WSU Timeouts #	WSU Timeouts First Called	WSU Dunks #	WSU Dunks Players
W	S. CAROLINA ST.	Morris	W	WSU	5-0	19:48	19:18	17:50	"	16:34 -- McDuffie, Smith	1	0:11 1H	5	McDuffie (2), Brown, Morris, Reaves
W	LONG BEACH ST.	Morris	L	WSU	3-0	18:18	17:21	16:49	"	16:48 -- Nurger, Willis	1	7:23 1H	3	Brown, McDuffie, Smith
W	TULSA	Morris	W	WSU	2-0	19:46	"	19:09	"	17:17 -- McDuffie, Nurger	1	0:26 1H	1	Willis
W	UMES	Morris	W	WSU	2-0	18:59	"	17:50	"	16:23 -- McDuffie, Nurger, Willis	0	-	2	Brown, Kelly
W	vs. LSU	Morris	W	WSU	11-0	19:10	"	14:32	13:24	16:31 -- McDuffie, Nurger, Willis	1	5:15 1H	0	
L	vs. Louisville	Morris	W	Opponent	0-3	18:39	"	19:03	"	16:57 -- McDuffie, Nurger, Willis	2#	12:24 1H	1	Morris
L	vs. Michigan St.	Morris	L	Opponent	0-2	18:40	"	19:20	"	18:23 -- Nurger	3	6:52 1H	1	Willis
W	SO. NAZARENE	Nurger	L	WSU	4-0	19:23	"	17:22	"	17:09 -- McDuffie	0	-	3	Morris (2), Brown
W	at Colorado St.	Nurger	W	WSU	2-0	19:39	"	19:15	"	14:20 -- Brown, Frankamp, Kelly, Morris	0	-	3	Morris (2), Willis
W	SAINT LOUIS	Nurger	W	WSU	13-0	17:59	"	10:46	"	16:03 -- Kelly, Morris	0	-	1	Morris
	at Oklahoma													
	OKLAHOMA ST.													
	S. DAKOTA ST.													
	at Indiana St.*													
	BRADLEY*													
	DRAKE*													
	at No. Iowa*													
	LOYOLA*													
	at Illinois St.*													
	at Evansville*													
	INDIANA ST.*													
	SO. ILLINOIS*													
	at Bradley*													
	at Drake*													
	ILLINOIS ST.*													
	MISSOURI ST.*													
	at Loyola*													
	at So. Illinois*													
	NO. IOWA*													
	EVANSVILLE*													
	at Missouri St.*													

# - Took 2 first-half timeouts

## WSU TIMEOUT CHART (10 games)

	30s	Full	Total
1st Half	7	0	7
2nd Half	1	1	2
Overtime	0	0	0
Total	8	1	9



## RECORD BREAKDOWN

Category	2016-17	Marshall Era	Streak
Overall Record	8-2	238-87	Won 3
Home	6-0	135-20	Won 9
Charles Koch Arena	6-0	129-20	Won 9
INTRUST Bank Arena	---	6-0	Won 6
Road	1-0	66-40	Won 4
Neutral	1-2	37-27	Lost 2
November	6-2	45-15	Won 1
December	2-0	50-14	Won 4
January	---	63-20	Won 9
February	---	53-21	Won 5
March / April	---	27-17	Lost 1
MVC Tournament	---	12-8	Lost 1
Postseason (NCAA, NIT, CBI)	---	15-7	Lost 1
White Uniforms	7-1		Won 2
Yellow Uniforms	---		
Black Uniforms	1-1		Won 1
Games Decided by 5 or less	0-1		Lost 1
Games Decided by <10	0-1		Lost 1
Leading at the Half	8-0		Won 9
Tied at Half	---		
Trailing at Half	0-2		Lost 8
Leading with 5:00 left	8-0		Won 10
Trailing/Tied w/ 5:00 left	0-2		Lost 3
In Overtime	---	6-7	Lost 2
Monday	---	13-3	Won 6
Tuesday	2-0	35-9	Won 5
Wednesday	2-0	56-16	Won 16
Thursday	0-1	15-8	Lost 1
Friday	1-1	19-7	Lost 1
Saturday	1-0	68-32	Won 1
Sunday	2-0	29-10	Won 5
Scoring 100+	1-0	3-0	Won 6
Scoring 90+	2-0	15-0	Won 31
Scoring 80+	7-0	65-1	Won 42
Scoring 70+	8-1	160-14	Won 3
Scoring 60+	7-1	226-44	Won 2
Scoring < 60	0-1	11-43	Lost 5
Scoring < 50	---	0-4	Lost 4
Opponent Scores 100+	---	---	Lost 6
Opponent Scores 90+	---	0-2	Lost 2
Opponent Scores 80+	---	2-9	Lost 5
Opponent Scores 70+	1-1	29-36	Lost 1
Opponent Scores 60+	2-2	92-73	Won 1
Opponent Scores < 60	6-0	142-14	Won 8
Opponent Scores < 50	3-0	41-1	Won 40
Opponent Scores < 40	1-0	5-0	
Shooting 50% +	3-0		Won 7
Shooting < 40%	0-1		Lost 2
Opponent Shoot 50% +	0-1		Lost 1
Opponent Shoots < 40%	6-1		Won 2
Opponent Shoots < 30%	3-0		
WSU Outshoots Opponent	8-0		Won 15
Opponent Outshoots WSU	0-2		Lost 3
WSU has higher 3pt %	7-0		Won 20
Opponent has higher 3pt%	0-2		Lost 3
3pt % Equal	1-0		
WSU attempts more FT	6-1		Won 1
Opponent attempts more FT	2-1		Won 2
FT Attempts Even	---		Won 1

Outrebound Opponent	8-1	Won 3
Outrebounded	0-1	Lost 1
Rebounds Even	---	
Commit Fewer TO's	5-2	Won 2
Commit More TO's	1-0	
Turnovers Even	2-0	
Commit Fewer Fouls	5-2	Won 1
Commit More Fouls	3-0	Won 3
Fouls Even	---	
No Shockers in Double Figs	---	
4+ Shockers in Double Figs	4-1	Won 2
5+ Shockers in Double Figs	3-0	
6 Shockers in Doubles Figs	1-0	
A Shocker Scores 20+	---	Won 4
A Shocker Scores 30+	---	Won 1
Scoring < 20 Bench Pts	---	Lost 1
Scoring 30+ Bench Pts	8-1	Won 3
Scoring 40+ Bench Pts	8-1	Won 3
Scoring 50+ Bench Pts	4-1	7-1
Scoring 60+ Bench Pts	2-0	2-0
Gregg Marshall Wears Tie	7-0	Won 12
Gregg Marshall No Tie	1-2	Lost 2
Nike Elite Ball	7-2	FG (46.5%), 3pt (37.6), FT (70.7)
Under Armour Ball	1-0	FG (46.7%), 3pt (48.1), FT (76.5)

## SHOCKER RUNS (10-0 or better)

Date	Opp.	Run	Start	Score	Finish	Score
N-11	SCSU	10-0	9:53	1h 18-8	7:42	1h 28-8
		13-0	3:44	1h 32-15	18:16	2h 45-15
		13-0	15:05	2h 49-23	11:13	2h 62-23
N-13	LBSU	21-0	18:10	2h 43-38	11:46	2h 64-38
N-16	Tulsa	11-0	17:37	1h 2-3	15:24	1h 13-3
		14-0	7:13	1h 23-20	4:14	1h 37-20
		16-0	12:08	2h 55-43	7:48	2h 71-43
		10-0	12:43	1h 17-12	11:26	1h 27-12
N-20	MDES	12-0	6:50	2h 95-62	5:14	2h 107-62
		11-0	19:10	1h 0-0	15:31	1h 11-0
N-23	LSU	15-0	11:03	1h 15-9	7:47	1h 30-9
		10-0	13:28	2h 51-29	11:10	2h 61-29
		14-0	7:56	2h 51-66	4:13	2h 65-66
N-25	Mich St	10-0	16:59	1h 4-2	15:02	1h 14-2
D-3	Colo St	10-0	7:59	2h 60-59	6:15	2h 70-59
D-6	SLU	13-0	20:00	1h 0-0	12:22	1h 13-0
		17-0	4:36	1h 21-9	19:07	2h 38-9

Run = Shocker scoring runs of at least 10-consecutive points  
 Start = Time of WSU's first basket in the run & score before the run began  
 Finish = Time of WSU's final basket in the run & score at its conclusion.

## OPPONENT SCORING DROUGHTS (&gt; 4:00)

Date	Opp.	Time	Start	Finish	Run
N-11	S.C. STATE	4:35	11:56	1h 7:21	10-0
		6:35	3:44	1h 17:09	2h 13-0
N-13	LBSU	7:12	18:27	2h 11:15	2h 21-0
N-16	Tulsa	4:41	11:58	2h 7:17	2h 16-0
N-23	LSU	5:28	20:00	1h 14:32	1h 11-0
		4:42	11:14	1h 6:32	1h 15-0
		4:14	7:11	2h 2:57	2h 8-0
N-24	Louisville	4:26	10:42	1h 6:16	1h 7-0
N-25	Mich. St.	4:13	8:05	2h 3:52	2h 14-0
D-6	ST. LOUIS	9:14	20:00	1h 10:46	1h 13-0
		6:30	5:18	1h 18:48	2h 17-0

Scoring droughts of at least 4 minutes are recorded here  
 Time = total elapsed time between opponent points  
 Run = WSU's scoring run during the drought  
 Opponent scoring droughts and Shocker run will not necessarily overlap, as some runs occur quickly, while droughts do not always lead to extended scoring runs.

## OPPONENT FIELD GOAL DROUGHTS (&gt; 5:00)

Date	Opp.	Time	Start	Finish	Run
N-11	S.C. STATE	9:12	13:47	1h 5:35	14-4
		8:26	5:35	1h 17:09	2h 15-2
N-13	LBSU	7:12	18:27	2h 11:15	2h 21-0
N-16	Tulsa	5:48	19:14	2h 13:26	2h 3-4
		5:55	5:55	2h 0:00	9-3
N-23	LSU	5:28	20:00	1h 14:32	1h 11-0
		6:17	11:14	1h 4:57	1h 15-2
D-3	Colo. St	8:58	8:58	1h 0:00	1h 17-11
D-6	ST. LOUIS	9:14	20:00	1h 10:46	1h 13-0
		7:05	5:53	1h 18:41	2h 17-1
		6:31	12:10	2h 5:39	2h 11-5

Field goal droughts of at least 5 minutes are recorded here.  
 Time = total elapsed time between opponent field goals  
 Run = WSU's scoring run during the drought



## Game 01 | Nov 11 | Wichita, Kan. | Charles Koch Arena

## South Carolina St. 39 • 0-1

#	Player	Total	3-Ptr	Rebounds		PF	TP	A	To	Bk	Stl	Min			
		FG-FGA	FG-FGA	FT-FTA	Off Def	Tot									
01	STEPHENS,Edward	* 1-7	1-5	0-0	1	1	2	0	3	2	1	0	30		
02	RILEY, Tashombe	* 3-10	0-2	0-0	2	3	5	4	6	0	1	0	28		
03	MORTIMER, Greg	* 4-10	2-3	4-4	0	3	3	0	3	14	2	5	0	1	26
22	EAVES, "EJ" Eric	* 4-12	0-1	2-3	0	0	0	4	10	1	3	0	1	0	30
24	KINARD, Jan	* 0-1	0-0	0-0	2	3	5	4	0	0	0	0	0	0	19
00	JONES, "LB" Earnest	0-0	0-0	0-0	0	0	0	0	0	0	0	0	0	0	2
05	FIELDS, Ozante	0-0	0-0	2-2	0	2	2	2	2	2	0	0	0	0	6
10	RICHARDSON, "JJ" Jam	2-5	0-3	0-0	0	3	3	1	4	0	6	0	1	1	14
11	POWELL, Raynor Janai	0-1	0-0	0-0	0	1	1	2	0	0	2	0	0	0	16
20	WILLIAMS, Bobby	0-2	0-0	0-0	0	1	1	0	0	0	0	0	0	0	3
21	BOTTENBERG, David	0-0	0-0	0-0	0	0	0	0	3	0	0	0	0	0	9
34	REID, Jaylen	0-1	0-0	0-0	0	0	0	1	0	0	1	0	0	0	7
35	APPLEWHITE, Damani	0-3	0-1	0-2	0	0	0	1	0	0	0	0	1	1	10
Team					1	5	6								
Totals		14-52	3-16	8-11	6	22	28	23	39	5	19	1	4	200	
FG % 1st Half: 4-23		17.4%	2nd half: 10-29		34.5%	Game: 14-52		26.9%	Deadball						
3FG % 1st Half: 1-7		14.3%	2nd half: 2-9		22.2%	Game: 3-16		18.8%	Rebounds						
FT % 1st Half: 6-8		75.0%	2nd half: 2-3		66.7%	Game: 8-11		72.7%	1						

## Wichita State 85 • 1-0

#	Player	Total		3-Ptr		FT-FTA		Rebounds		PF	TP	A	TO	Bk	Stl	Min
		FG	F-GA	FG	F-GA	FT	FTA	Off	Def							
00	KELLY, Rashard	* 4-7	0-1	1-1	1	8	9	2	9	0	2	0	0	1	17	
01	BROWN, Zach	* 2-6	1-3	2-2	1	4	5	2	7	4	0	1	0	1	18	
11	SHAMET, Landry	* 2-4	1-3	2-2	1	1	2	7	0	1	0	0	2	0	22	
24	MORRIS, Shaquille	* 3-3	0-0	2-2	1	2	3	3	8	1	2	1	1	11		
33	FRANKAMP, Conner	* 0-3	0-3	0-0	0	1	1	0	0	1	1	0	1	0	20	
02	SMITH, Daishon	0-4	0-3	0-0	0	3	3	2	0	3	0	0	0	1	16	
03	KEYSER, C.J.	2-5	0-2	0-0	1	0	1	1	4	1	1	0	0	0	10	
04	BARNEY, Brett	2-2	0-0	0-0	1	1	0	1	3	0	0	0	1	1	3	
05	BUSH, Zach	0-2	0-2	0-0	0	1	1	0	0	0	0	0	0	1	4	
10	MALONE, Kaelen	0-1	0-0	0-0	1	0	1	0	0	1	0	0	0	0	1	
12	REAVES, Austin	2-3	1-2	1-2	2	1	3	1	6	1	0	1	3	11		
14	SIMON, John Robert	1-1	0-0	1-2	0	0	1	0	0	1	0	0	1	1	2	
20	NURGER, Rauno	4-6	1-2	5-5	0	2	2	1	14	3	1	1	0	0	16	
21	WILLIS, Darral	2-4	0-0	4-6	2	2	4	2	8	1	1	0	0	0	18	
25	HAMILTON, Eric	1-5	0-1	2-4	1	3	4	0	4	1	0	1	0	1	6	
32	McDUFFIE, Markis	5-7	0-1	1-3	1	6	7	1	11	1	1	0	1	0	16	
Team						2	0	2								
Totals		30-63	4-23	21-29	15	34	49	18	85	21	10	5	10	200		
FG % 1st Half: 14-28		50.0%	2nd half: 16-35		45.7%	Game: 30-63		47.6%	Deadball							
3FG % 1st Half: 1-7		14.3%	2nd half: 2-12		16.7%	Game: 3-16		18.8%	Rebounds							
FT % 1st Half: 11-14		78.6%	2nd half: 10-15		66.7%	Game: 21-29		72.4%	4							

Officials: David Stevens, Tim Fitzgerald, Albert Buckles  
Technical fouls: South Carolina St.-None, Wichita State-None.  
Attendance: 10506

Score by periods	1st	2nd	Total
South Carolina St.	15	24	39
Wichita State	41	44	85

Last FG - SCSU 2nd-00:57, WSU 2nd-02:18.

Largest lead - SCSU None, WSU by 49 2nd-02:18.

SCSU led for 00:00, WSU led for 39:48. Game was tied for 00:12.

	In	Off	2nd	Fast	Bench
Points					
SCSU	14	10	4	2	6
WSU	44	29	20	12	54

Score tied - 0 times.  
Lead changed - 0 times.



## Game 02 | Nov 13 | Wichita, Kan. | Charles Koch Arena

## Long Beach St. 55 • 1-1

#	Player	Total		3-Ptr		FT-FTA		Rebounds		PF	TP	A	TO	Bk	Stl	Min
		FG	F-GA	FG	F-GA	FT	FTA	Off	Def							
00	LEVIN, Gabe	* 5-12	1-4	2-2	1	2	3	13	1	2	0	0	0	0	26	
01	PAYNE, Evan	* 1-10	0-5	2-2	1	4	5	2	4	1	2	0	0	0	20	
05	RIGGINS, Mason	* 1-1	0-0	2-3	2	1	3	3	4	0	1	1	1	1	17	
21	BIBBINS, Justin	* 2-14	0-4	0-0	0	2	2	2	4	3	2	0	0	0	27	
35	JACKSON, Javontie	* 2-4	0-0	0-0	4	1	2	1	4	0	0	1	1	1	24	
02	JACKSON, Joren	* 0-6	0-2	1-2	0	0	0	1	5	0	1	0	0	0	16	
03	BLACKWELL, Noah	2-4	0-1	0-0	0	0	0	1	4	1	2	0	0	0	11	
04	YUSSUF, Termdayo	1-1	0-0	2-4	0	4	4	1	4	0	2	0	0	0	16	
11	GRIFFIN, Jordan	1-6	1-4	0-0	0	0	0	0	3	1	2	0	1	0	10	
14	OGALUE, Barry	1-1	0-0	1-2	1	2	1	3	0	1	0	0	0	0	8	
20	MOYE, Anson	0-0	0-0	0-2	0	2	2	0	0	1	0	0	0	1	6	
22	WILLIAMS, Larond	0-0	0-0	2-4	1	0	1	5	2	0	1	0	0	0	16	
23	PRINCE, Roschon	2-5	0-0	1-1	0	1	1	5	5	0	4	0	0	0	13	
Team						5	7									
Totals		20-64	2-20	13-22	15	20	35	25	55	8	21	1	6	200		
FG % 1st Half: 12-32		37.5%	2nd half: 8-32		25.0%	Game: 20-64		31.3%	Deadball							
3FG % 1st Half: 0-7		0.0%	2nd half: 2-13		15.4%	Game: 2-20		10.0%	Rebounds							
FT % 1st Half: 9-13		69.2%	2nd half: 4-9		44.4%	Game: 13-22		59.1%	1							

## Wichita State 92 • 2-0

#	Player	Total		3-Ptr		FT-FTA		Rebounds		PF	TP	A	TO	Bk	Stl	Min
		FG	F-GA	FG	F-GA	FT	FTA	Off	Def							
00	KELLY, Rashard	* 1-4	0-0	2-4	2	2	4	1	4	0	0	1	1	1	17	
01	BROWN, Zach	* 4-8	2-4	1-3	0	4	4	2	11	3	2	0	0	2	27	
11	SHAMET, Landry	* 3-6	1-3	5-6	0	1	3	12	2	0	1	2	2	22		
24	MORRIS, Shaquille	* 2-2	0-0	1-2	0	3	3	4	5	0	2	4	1	17		
33	FRANKAMP, Conner	* 5-8	3-5	2-2	0	1	1	15	0	1	0	0	0	28		
02	SMITH, Daishon	4-7	2-3	1-2	0	6	6	3	11	4	1	0	2	16		
03	KEYSER, C.J.	0-2	0-0	0-0	1	0	1	0	0	1	0	0	0	4		
04	BARNEY, Brett	0-1	0-0	0-0	0	0	0	0	0	0	0	0	0	1		
05	BUSH, Zach	0-0	0-0	0-0	0	0	0	0	0	0	0	0	0	1		
10	MALONE, Kaelen	1-1	0-0	0-0	0	0	0	1	2	0	0	0	0	0		
12	REAVES, Austin	4-5	2-3	0-0	0	1	1	10	2	1	0	0	0	11		
14	SIMON, John Robert	0-0	0-0	1-2	0	2	2	1	1	1	0	0	0	2		
20	NURGER, Rauno	0-2	0-0	4-6	0	4	4	2	4	2	4	0	1	0		
21	WILLIS, Darral	3-4	0-0	3-4	2	3	5	3	9	1	1	1	0	0		
25	HAMILTON, Eric	0-1	0-1	0-0	0	2	2	4	0	0	3	0	1	6		
32	McDUFFIE, Markis	4-5	0-1	0-0	2	3	5	3	8	3	0	1	1	4		
Team						1	3	6								
Totals		31-56	10-20	20-31	9	37	46	26	92	16	14	8	11	200		
FG % 1st Half: 14-30		46.7%	2nd half: 17-26		65.4%	Game: 21-35		55.4%							Deadball	
3FG % 1st Half: 3-9		33.3%	2nd half: 7-11		63.6%	Game: 20-31		64.5%							Rebounds	
FT % 1st Half: 12-17		70.6%	2nd half: 8-14		57.1%	Game: 20-31		63.3%								





## LSU Game 05 | Nov 23 | Atlantis, Paradise Island, Bahamas

## LSU 47 • 3-1

#	Player	Total		3-Ptr		Rebounds			PF	TP	A	T	Blk	Stl	Min
		FG	F-GA	FG	F-GA	Off	Def	Tot							
21	EPPS, Aaron	f	1-2	0-1	0-0	1	1	2	2	2	1	2	0	0	19
01	REATH, Duop	c	4-11	0-0	3-3	2	0	2	2	11	1	2	0	0	16
00	SAMPSON, Brandon	g	1-7	0-5	0-1	0	2	2	3	2	0	1	2	2	24
02	BLAKENEY, Antonio	g	5-14	2-6	0-0	1	6	7	1	12	1	2	0	1	31
04	MAYS, Skylar	g	0-6	0-1	2-2	1	1	2	0	2	2	3	0	1	20
03	ROBINSON III, Elbert	g	0-0	0-0	1-2	0	2	2	3	1	1	2	1	0	16
05	HAYWARD, Kieran	g	1-2	1-2	0-0	1	0	1	2	3	1	1	0	1	17
11	PATTERSON, Jalyn	g	3-9	1-6	0-1	1	7	8	0	7	1	2	0	2	26
32	VICTOR II, Craig	g	2-9	0-2	1-4	3	2	5	3	5	0	0	1	2	17
44	SIMS, Wayde	g	1-4	0-2	0-0	1	2	3	2	0	1	2	0	1	14
Team						5	1	2							
Totals			18-64	4-25	7-13	12	24	36	18	47	8	16	6	9	200

FG % 1st Half: 7-30 23.3% 2nd half: 11-34 32.4% Game: 18-64 28.1%  
3FG % 1st Half: 2-16 12.5% 2nd half: 2-9 22.2% Game: 4-25 16.0%  
FT % 1st Half: 3-7 42.9% 2nd half: 4-6 66.7% Game: 7-13 53.8%

Deadball  
Rebounds  
3,1

## Wichita State 82 • 5-0

#	Player	Total		3-Ptr		Rebounds			PF	TP	A	T	Blk	Stl	Min
		FG	F-GA	FG	F-GA	Off	Def	Tot							
00	KELLY, Rashard	f	3-7	1-2	1-3	2	3	5	0	8	0	1	0	0	21
01	BROWN, Zach	f	1-4	0-2	1-2	1	4	5	1	3	0	2	1	0	20
24	MORRIS, Shaquille	c	2-9	0-1	1-2	2	4	6	3	5	1	1	0	0	16
11	SHAMET, Landry	g	5-10	1-2	1-1	1	4	5	1	12	3	2	0	2	19
33	FRANKAMP, Conner	g	3-4	2-2	0-0	0	1	1	0	8	7	0	0	2	24
02	SMITH, Daishon	g	2-3	0-0	2-2	0	2	2	1	6	1	1	0	1	14
03	KEYSER, C.J.	g	0-0	0-0	0-0	0	0	0	1	0	1	2	0	0	4
04	BARNEY, Brett	g	1-1	0-0	0-0	0	0	0	2	0	0	0	0	0	3
05	BUSH, Zach	g	0-1	0-1	0-0	0	1	1	0	0	0	1	0	0	2
10	MALONE, Kaelen	g	0-0	0-0	0-0	0	0	0	0	0	1	1	0	0	2
12	REAVES, Austin	g	1-3	1-2	0-1	1	1	2	0	3	1	0	0	1	12
14	SIMON, John Robert	g	1-1	1-1	2-2	0	0	0	0	5	0	0	0	1	5
20	NURGER, Rauno	g	2-5	2-3	1-2	2	1	3	2	7	1	1	0	1	11
21	WILLIS, Darral	g	4-10	0-0	0-1	2	3	5	3	8	0	1	1	0	17
25	HAMILTON, Eric	g	0-2	0-0	0-0	0	2	2	0	0	1	0	0	0	2
32	McDUFFIE, Markis	g	6-9	1-2	2-2	2	3	5	2	15	0	0	0	0	23
Team						5	8	13							
Totals			31-69	9-18	11-18	18	37	55	14	82	16	14	3	7	200

FG % 1st Half: 17-40 42.5% 2nd half: 14-29 48.3% Game: 31-69 44.9%  
3FG % 1st Half: 5-8 62.5% 2nd half: 4-10 40.0% Game: 9-18 50.0%  
FT % 1st Half: 7-9 77.8% 2nd half: 4-9 44.4% Game: 11-18 61.1%

Deadball  
Rebounds  
2

Officials: Doug Simmons, Gary Maxwell, Bert Smith  
Technical fouls: LSU-None. Wichita State-None.  
Attendance: 1206  
Battle 4 Atlantis - Game 1  
Imperial Arena at Atlantis

Score by periods	1st	2nd	Total
LSU	19	28	47
Wichita State	46	36	82

	In	Off	2nd	Fast	Bench
Points	Paint	T/O	Chance	Break	
LSU	18	14	5	4	2
WSU	36	23	15	4	46

Last FG - LSU 2nd-01:26, WSU 2nd-01:22.  
Largest lead - LSU None, WSU by 36 2nd-01:02.  
LSU led for 00:00. WSU led for 39:09. Game was tied for 00:51.

Score tied - 0 times.  
Lead changed - 0 times.



## Game 06 | Nov 24 | Atlantis, Paradise Island, Bahamas

## Louisville 62 • 5-0

#	Player	Total		3-Ptr		Rebounds			PF	TP	A	T	Blk	Stl	Min
		FG	F-GA	FG	F-GA	Off	Def	Tot							
10	JOHNSON, Jaylen	f	0-1	0-0	1-2	1	5	6	3	1	0	0	0	0	14
22	ADEL, Deng	f	3-6	3-4	2-2	0	2	2	5	11	1	1	0	0	21
12	MATHIANG, Mangok	c	0-1	0-0	1-2	0	2	2	4	1	0	1	0	0	6
04	SNIDER, Quentin	g	5-15	2-8	2-2	1	3	4	3	14	3	3	0	1	35
45	MITCHELL, Donovan	g	5-13	2-8	2-3	1	7	8	1	14	5	1	0	3	35
00	KING, V.J.	g	2-8	0-3	6-8	2	2	4	1	10	0	3	0	0	20
05	STOCKMAN, Matz	g	0-0	0-0	0-0	0	1	1	0	0	0	0	0	0	3
13	SPALDING, Ray	g	2-5	0-0	0-0	3	6	9	3	4	1	1	2	0	25
14	MAHMOUD, Anas	g	1-1	0-0	3-4	2	3	5	2	5	1	3	6	0	31
23	LEVITCH, David	g	1-1	0-0	0-0	0	0	0	0	2	2	0	0	0	8
30	McMAHON, Ryan	g	0-1	0-1	0-0	0	1	1	0	0	0	1	0	0	2
Team						2	2	4							
Totals			19-52	7-24	17-23	12	34	46	22	62	13	15	8	4	200

FG % 1st Half: 12-28 42.9% 2nd half: 7-24 29.2% Game: 19-52 36.5%  
3FG % 1st Half: 4-12 33.3% 2nd half: 3-12 25.0% Game: 7-24 29.2%  
FT % 1st Half: 5-8 62.5% 2nd half: 12-15 80.0% Game: 17-23 73.9%

Deadball  
Rebounds  
5

## Wichita State 52 • 5-1

#	Player	Total		3-Ptr		Rebounds			PF	TP	A	T	Blk	Stl	Min
		FG	F-GA	FG	F-GA	Off	Def	Tot							
00	KELLY, Rashard	f	0-4	0-1	0-1	0	2	2	3	0	1	0	0	0	19
01	BROWN, Zach	f	3-8	1-4	0-2	0	2	2	1	7	1	1	0	1	19
24	MORRIS, Shaquille	c	5-13	0-1	0-0	0	2	2	4	2	10	1	1	0	30
11	SHAMET, Landry	g	0-5	0-2	2-2	3	1	4	4	2	3	2	0	0	16
33	FRANKAMP, Conner	g	3-7	3-7	0-0	2	2	4	0	9	1	0	0	1	34
02	SMITH, Daishon	g	1-1	1-1	0-0	0	1	1	0	3	1	1	0	0	13
12	REAVES, Austin	g	2-6	1-4	0-0	0	2	2	0	5	1	1	0	0	14
20	NURGER, Rauno	g	1-1	0-0	1-1	1	4	5	1	3	0	1	0	0	14
21	WILLIS, Darral	g	1-4	0-0	1-2	1	3	4	3	3	1	2	0	1	12
25	HAMILTON, Eric	g	0-1	0-0	0-2	0	0	0	0	0	0	0	0	0	2
32	McDUFFIE, Markis	g	2-7	0-2	6-8	2	2	4	2	10	2	3	0	0	27
Team						0	1	1							
Totals			18-57	6-22	10-18	11	22	33	17	52	12	12	0	4	200

FG % 1st Half: 7-26 26.9% 2nd half: 11-31 35.5% Game: 18-57 31.6%  
3FG % 1st Half: 3-14 21.4% 2nd half: 6-22 27.3% Game: 9-26 34.6%  
FT % 1st Half: 1-7 14.3% 2nd half: 9-11 81.8% Game: 10-18 55.6%

Deadball  
Rebounds  
2

Officials: Ray Natili, Mike Roberts, Keith Kimble  
Technical fouls: Louisville-None. Wichita State-None.  
Attendance: 1604

Imperial Arena at Atlantis  
Battle 4 Atlantis - Semifinal #1

Score by periods	1st	2nd	Total
Louisville	33	29	62
Wichita State	17	35	52

	In	Off	2nd	Fast	Bench
Points	Paint	T/O	Chance	Break	
LOU	18	8	16	5	21
WSU	20	9	16	2	24

Last FG - LOU 2nd-03:17, WSU 2nd-02:06.  
Largest lead - LOU by 16 1st-02:58, WSU by 1 1st-16:31.  
LOU led for 38:10. WSU led for 00:17. Game was tied for 01:33.

Score tied - 1 time.  
Lead changed - 2 times.



## Game 07 | Nov 25 | Atlantis, Paradise Island, Bahamas

## Wichita State 72 • 5-2

#	Player	Total		3-Ptr		Rebounds			PF	TP	A	T	Blk	Stl	Min
		FG	F-GA	FG	F-GA	Off	Def	Tot							
00	KELLY, Rashard	f	2-3	0-0	0-0	1	0	1	0	4	0	2	0	2	14
01	BROWN, Zach	f	0-3	0-2	0-4	0	2	2	0	0	2	0	0	0	17
24	MORRIS, Shaquille	c	0-2	0-0	2-2	1	0	1	5	2	0	0	0	0	10
11	SHAMET, Landry	g	2-9	1-6	2-2	2	1	3	3	7	3	0	0	1	27
33	FRANKAMP, Conner	g	0-6	0-4	2-2	0	1	1	0	2	1	1	0	2	27
02	SMITH, Daishon	g	4-11	1-4	4-4	1	3	4	1	13	2	1	0	2	20
12	REAVES, Austin	g	0-1	0-1	6-6	0	3	3	1	6	1	0	0	0	14
20	NURGER, Rauno	g	4-5	1-1	3-4	0	2	2	5	12	0	1	0	0	25
21	WILLIS Jr., Darral	g	6-11	0-0	4-6	4	2	6	0	2	1	1	0	0	20
25	HAMILTON, Eric	g	0-0	0-0	0-0	0	2	2	1	0	0	0	0	0	1
32	McDUFFIE, Markis	g	4-11	2-4	0-0	2	2	4	2	10	0	0	0	1	25
Team						5	3	8							
Totals			22-62	5-22	23-30	16	21	37	20	72	9	7	1	8	200

FG % 1st Half: 9-26 34.6% 2nd half: 13-36 36.1% Game: 22-62 35.5%  
3FG % 1st Half: 2-9 22.2% 2nd half:



## 2016-17 BOX SCORES



## Game 09 | Dec 3 | Ft. Collins, Colo | Moby Arena

## Wichita State 82 • 7-2

#	Player		Total		3-Ptr		Rebounds			PF	TP	A TO Blk Stl					Min
			FG	FGA	FG	FGA	FT	FTA	Off			Def	Tot				
21	WILLIS Jr., Darral	f	2-5	0-0	2-2	3	1	4	4	6	0	4	1	0	0	16	
32	McDUFFIE, Markis	f	3-9	2-3	4-4	2	3	5	1	12	2	0	0	2	33		
20	NURGER, Rauno	c	0-4	0-2	0-0	0	3	3	4	0	1	1	0	0	19		
02	SMITH, Daishon	g	2-3	2-3	3-4	0	0	0	2	9	4	3	0	4	22		
11	SHAMET, Landry	g	4-11	3-6	0-0	0	4	4	3	11	3	2	0	0	34		
00	KELLY, Rashard		1-2	0-1	0-0	1	0	1	2	2	0	0	0	0	7		
01	BROWN, Zach		5-9	2-4	4-6	2	1	3	1	16	1	1	0	2	23		
12	REAVES, Austin		2-2	1-1	0-0	1	0	1	0	5	1	0	0	0	10		
24	MORRIS, Shaquille		6-9	1-2	0-1	1	5	6	4	13	1	1	1	0	21		
33	FRANKAMP, Conner		3-6	2-5	0-0	0	2	2	2	8	2	1	0	0	15		
Team						2	2	4									
Totals			28-60	13-27	13-17	12	21	33	23	82	15	13	2	8	200		

FG % 1st Half: 14-32 43.8% 2nd half: 14-28 50.0% Game: 28-60 46.7% Deadball Rebounds 1  
3FG % 1st Half: 6-13 46.2% 2nd half: 7-14 50.0% Game: 13-27 48.1%  
FT % 1st Half: 0-1 0.0% 2nd half: 13-16 81.3% Game: 13-17 76.5%

## Colorado State 67 • 6-2

#	Player		Total		3-Ptr		Rebounds			PF	TP	A TO Blk Stl				Min
			FG-FGA	FG-FGA	FT-FTA	Off	Def	Tot								
00	JACKSON,Kimani	f	2-3	0-1	1-2	1	0	1	3	5	0	2	0	0	19	
02	OMOGBO,Emmanuel	f	3-9	0-2	3-5	5	9	14	5	9	3	3	1	1	34	
32	CARVACHO,Nico	f	1-2	0-1	0-0	1	3	4	3	2	1	2	0	2	24	
11	NIXON,Prentiss	g	5-9	5-6	5-6	0	2	2	4	20	2	2	1	2	30	
22	PAIGE,J.D.	g	5-11	0-3	7-8	0	3	3	5	17	4	4	0	0	32	
01	BUTLER,Devocio		2-5	2-3	6-6	0	2	2	0	12	1	1	0	1	25	
10	BOB,Che		0-2	0-1	0-0	0	0	0	0	0	0	2	1	0	11	
15	BONNER,Anthony		0-1	0-0	2-2	0	0	0	0	2	0	1	0	0	12	
33	KOELLIKER,Braden		0-2	0-1	0-0	1	3	4	0	0	1	2	0	1	13	
Team						0	1	1								
Totals			18-44	7-18	24-29	8	23	31	20	67	12	19	3	7	200	

FG % 1st Half: 8-23 34.8% 2nd half: 10-21 47.6% Game: 18-44 40.9% Deadball Rebounds 2  
3FG % 1st Half: 2-10 20.0% 2nd half: 5-8 62.5% Game: 7-18 38.9%  
FT % 1st Half: 13-15 86.7% 2nd half: 11-14 78.6% Game: 24-29 82.8%

Officials: Paul Janssen, Terry Davis, Jeff Campbell  
Technical fouls: Wichita State-None. Colorado State-None.  
Attendance: 6918  
Mountain West-Missouri Valley Conference Challenge Series

Score by periods	1st	2nd	Total
Wichita State	34	48	82
Colorado State	31	36	67

Last FG - WSU 2nd-00:14, CSU 2nd-04:08.  
Largest lead - WSU by 15 2nd-00:14, CSU by 4 1st-05:29.  
WSU led for 23:43. CSU led for 08:53. Game was tied for 07:24.

Points	In Paint	Off T/O	2nd Chance	Fast Break	Bench
WSU	24	25	13	5	44
CSU	16	12	8	7	14

Score tied - 9 times.  
Lead changed - 8 times.



## Game 10 | Dec 6 | Wichita, Kan. | Charles Koch Arena

## Saint Louis 45 • 2-6

#	Player	Total			3-Ptr			Rebounds			PF	TP	A TO Blk Stl				Min
		FG-FGA	FG-FGA	FT-FTA	Off	Def	Tot										
05	ROBY, Davell	*	0-8	0-5	0-0	0	2	2	0	0	1	0	0	0	0	21	
11	BISHOP, Jermaine	*	4-10	2-4	2-2	0	8	8	1	12	7	3	0	4	35		
32	CRAWFORD, Mike	*	2-9	1-4	2-2	0	0	0	1	7	0	1	0	0	30		
33	WELMER, Elliott	*	2-8	1-4	1-2	1	2	3	3	6	0	0	0	0	17		
35	AGBEKO, Reggie	*	1-4	0-0	2-4	0	4	4	3	4	1	1	0	2	18		
13	NEUFELD, Matt		0-0	0-0	0-0	0	0	0	2	0	0	1	0	1	12		
20	JOHNSON, Jalen		2-8	1-2	0-0	0	5	5	4	5	0	0	0	0	24		
23	MOORE, Zeke		4-8	3-7	0-0	0	1	1	3	11	1	1	0	0	24		
24	HINES, Aaron		0-1	0-0	0-0	1	0	1	0	0	0	1	0	0	9		
25	GILLMANN, Austin		0-2	0-2	0-0	0	2	2	1	0	1	1	1	0	10		
Team						1	2	3									
Totals			15-58	8-28	7-10	3	26	29	18	45	11	9	1	7	200		

FG % 1st Half: 3-29 10.3% 2nd half: 12-29 41.4% Game: 15-58 25.9% Deadball Rebounds 1  
3FG % 1st Half: 2-11 18.2% 2nd half: 6-17 35.3% Game: 8-28 28.6%  
FT % 1st Half: 1-2 50.0% 2nd half: 6-8 75.0% Game: 7-10 70.0%

## Wichita State 75 • 8-2

#	Player	Total		3-Ptr		Rebounds			PF	TP	A To Blk Stl				Min
		FG-FGA	FG-FGA	FT-FTA	Off	Def	Tot								
02	SMITH, Daishon	*	2-3	2-3	0-0	0	5	5	0	6	2	1	0	1	20
11	SHAMET, Landry	*	1-4	1-3	2-2	0	3	3	1	5	5	1	0	0	18
20	NURGER, Rauno	*	0-2	0-0	0-1	2	1	3	3	0	0	0	1	0	16
21	WILLIS Jr., Darral	*	5-8	0-0	2-4	1	4	5	2	12	0	1	1	0	18
32	McDUFFIE, Markis	*	2-9	0-2	3-4	1	2	3	0	7	3	0	0	1	20
00	KELLY, Rashard		6-8	1-1	2-2	2	6	8	1	15	1	1	0	2	21
01	BROWN, Zach		2-6	0-2	4-4	1	3	4	1	8	3	1	0	1	19
04	BARNEY, Brett		0-1	0-0	0-0	0	0	0	0	0	0	0	0	0	3
05	BUSH, Zach		0-0	0-0	0-0	0	0	0	0	0	0	0	0	0	1
10	MALONE, Kaelen		0-0	0-0	0-0	0	0	0	0	0	0	0	0	0	1
12	REAVES, Austin		2-3	2-3	0-0	0	1	1	0	6	2	1	0	0	16
14	SIMON, John Robert		0-1	0-1	0-0	0	1	1	0	0	1	1	0	0	5
24	MORRIS, Shaquille		4-7	0-0	0-0	0	7	7	3	8	1	0	0	0	16
25	HAMILTON, Eric		2-3	1-1	0-0	1	1	2	0	5	0	1	1	0	7
33	FRANKAMP, Conner		1-5	1-4	0-0	0	4	4	1	3	2	1	0	1	19
	Team					2	4	6							
Totals			27-60	8-20	13-17	10	42	52	12	75	20	10	3	6	200

FG % 1st Half: 13-29 44.8% 2nd half: 14-31 45.2% Game: 27-60 45.0% Deadball Rebounds 1  
3FG % 1st Half: 4-10 40.0% 2nd half: 4-10 40.0% Game: 8-20 40.0%  
FT % 1st Half: 6-8 75.0% 2nd half: 7-9 77.8% Game: 13-17 76.5%

Officials: Gary Maxwell, Rick Crawford, Randy Heimerman  
Technical fouls: Saint Louis-None. Wichita State-None.  
Attendance: 10157

Score by periods	1st	2nd	Total
Saint Louis	9	36	45
Wichita State	36	39	75

Points	In Paint	Off T/O	2nd Chance	Fast Break	Bench
WSU	32	15	9	4	45


Last FG - SLU 2nd-01:47, WSU 2nd-03:08.  
Largest lead - SLU None, WSU by 35 2nd-02:47.  
SLU led for 00:00. WSU led for 37:59. Game was tied for 02:01.



## Game 11 | Dec. 10 | Chesapeake Energy Arena



## Game 12 | Dec. 17 | Wichita, Kan. | INTRUST Bank Arena

**0 Rashard KELLY**

6-7 | 225 | Jr. | Forward | 2L  
 Fredericksburg, Va. • Massanutten MA (Va.)  
 Hargrave MA (Va.)

**OVERVIEW****2016-17 (Junior):**

WSU's active leader in game played... Has appeared in every contest over the past two seasons...

**2015-16 (Sophomore):**

Appeared in all 35 games... Started the first six before shifting to a reserve role... Averaged 16.1 minutes... Showed improved stamina and added range to his jumper over the summer, making him a more consistent offense performer... Scored a point in 33 of the 35 contests and finished with averages of 4.1 points and 3.6 rebounds... Leading rebounder on five occasions, with a season-high eight boards at Drake (Feb. 9)... Scored in double-figures twice... Had an 11-point game against Loyola (Jan. 27) on 4-of-5 shooting... Dunked three times against Missouri State (Feb. 18) on his way to a season-high 12 points and also dished out career-highs with four assists and three steals in the win over the Bears... Played a season-high 27 minutes in the MVC quarterfinals against Loyola... Averaged 18.0 minutes in three NCAA Tournament games and chipped in 2.7 points and 2.7 rebounds...

**2014-15 (Freshman):**

The only Shocker reserve to see time in all 35 games... Averaged 2.9 points and 2.9 rebounds at power forward... 13.8 minutes per game was the most for any WSU bench player... Made four starts in place of an injured Evan Wessel – three of which came at the Diamond Head Classic, Dec. 22, 23, 25... Was the hero of an overtime win over host Hawaii in the semifinals, scoring a season-high 12 points to go with six boards. His offensive rebound and putback with just three seconds to go in OT gave the Shockers a one-point win... Came through with two clutch baskets in the final minutes of a comeback win over Alabama on Dec. 16... Grabbed a season-high seven rebounds in a Dec. 6 victory over Saint Louis at INTRUST Bank Arena... Was one of six Shockers to finish with 100+ rebounds and ranked third on the team with 45 offensive boards... Named one of 20 Under-the-Radar Freshmen to watch by CBSports.com during the preseason.

**Prep School:**

Played the 2013-14 season with the post graduate team at Hargrave Military Academy in Chatham, Va... Was voted Team MVP after averaging 22.3 points, 8 rebounds, 4 assists, 2.1 steals... Served as team captain... Played for coach A.W. Hamilton... Chose WSU over Cincinnati, East Carolina, George Mason, George Washington, Marshall and Xavier.

**CAREER HIGHS**

Opponent	Opponent	Date
Points	15 SAINT LOUIS	12/6/16
Rebounds	9 S. CAROLINA ST.	11/11/16
Field Goals	6 SAINT LOUIS	12/6/16
FG Attempts	8 SAINT LOUIS	12/6/16
3-Pointers	1 13x, Last: SLU	12/6/16
3-Pt Attempts	2 5x, Last: SNU	11/29/16
Free Throws	3 3x, Last: MIAMI	3/19/16
FT Attempts	5 NEWMAN	11/23/14
Assists	4 MISSOURI ST.	2/18/16
Steals	3 MISSOURI ST.	2/18/16
Blocks	2 BRADLEY	1/7/15
Minutes	28 at Hawaii (OT)	12/23/14

**MISCELLANEOUS**

Category	16-17	Career
10+ Points	1	4
20+ Points	-	-
10+ Rebounds	-	-
Alley-Oop Assists	-	-
Dunks	1	20
Fouled Out	-	-
P-R Double-Doubles	-	-
P-A Double-Doubles	-	-
Leading Scorer	1	1
Leading Rebounder	4	11
Assist Leader	-	-

**2016-17 GAME-BY-GAME STATISTICS**

Date	Opponent	gs	min	fg	fga	3p	3pa	ft	fta	reb	pf	ast	to	blk	stl	pts
N-11	S. CAROLINA ST.	*	17	4	7	0	1	1	1	9	2	0	2	0	0	9
N-13	LONG BEACH ST.	*	17	1	4	0	0	2	4	4	1	0	0	1	1	4
N-16	TULSA	*	12	1	4	0	0	1	2	7	3	1	2	0	0	3
N-20	EASTERN SHORE	*	19	3	4	0	1	0	1	4	2	1	1	0	2	6
N-23	vs. LSU	*	21	3	7	1	2	1	3	5	0	0	1	0	0	8
N-24	vs. Louisville	*	19	0	4	0	1	0	1	2	3	1	0	0	0	0
N-25	vs. Michigan St.	*	14	2	3	0	0	0	0	1	0	0	2	0	2	4
N-29	SO. NAZARENE	*	18	4	7	1	2	0	0	5	0	1	0	0	1	9
D-3	at Colorado St.		7	1	2	0	1	0	0	1	2	0	0	0	0	2
D-6	SAINT LOUIS		21	6	8	1	1	2	2	8	1	1	1	0	2	15
D-10	at Oklahoma															
D-17	OKLAHOMA ST.															
D-22	S. DAKOTA ST.															
D-28	at Indiana St. ^															
J-1	BRADLEY ^															
J-4	DRAKE ^															
J-8	at No. Iowa ^															
J-11	LOYOLA ^															
J-14	at Illinois St. ^															
J-17	at Evansville ^															
J-21	INDIANA ST. ^															
J-24	SO. ILLINOIS ^															
J-29	at Bradley ^															
F-1	at Drake ^															
F-4	ILLINOIS ST. ^															
F-9	MISSOURI ST. ^															
F-12	at Loyola															
F-15	at So. Illinois ^															
F-18	NO. IOWA ^															
F-21	EVANSVILLE ^															
F-25	at Missouri St. ^															
M-2-5	MVC Tournament															

**CAREER TOTALS**

Season	GP	GS	Min	Avg	FG	FGA	%	3FG	FGA	%	FT	FTA	%	Off	Def	Tot	Avg	PF	FO	A	TO	Blk	Stl	Pts	Avg
2014-15 Freshman	35	4	482	13.8	38	77	.494	4	9	.444	22	42	.524	45	56	101	2.9	44	0	14	36	11	13	102	2.9
2015-16 Sophomore	35	6	564	16.1	54	126	.429	6	19	.316	30	49	.612	48	79	127	3.6	67	0	26	25	6	17	144	4.1
2016-17 Junior	10	8	165	16.5	25	50	.500	3	9	.333	7	14	.500	14	32	46	4.6	14	0	5	9	1	8	60	6.0
<b>TOTALS</b>	<b>80</b>	<b>18</b>	<b>1211</b>	<b>15.1</b>	<b>117</b>	<b>253</b>	<b>.462</b>	<b>13</b>	<b>37</b>	<b>.351</b>	<b>59</b>	<b>105</b>	<b>.562</b>	<b>107</b>	<b>167</b>	<b>274</b>	<b>3.4</b>	<b>125</b>	<b>0</b>	<b>45</b>	<b>70</b>	<b>18</b>	<b>38</b>	<b>306</b>	<b>3.8</b>



**1 Zach BROWN**

6-6 | 214 | Jr. | Forward | 2L  
Houston, Texas • South Kent School [Conn.]  
Sunrise Christian Academy [Kan.]

**OVERVIEW****2016-17 (Junior):**

WSU's active leader heading into 2016-17 with 31 career starts...

**2015-16 (Sophomore):**

Built on a solid end to his freshman season by moving into the starting lineup as a sophomore... Started 31 of the 35 games, including 29-straight to finish out the year... Averaged 6.7 points and 2.9 rebounds while playing 19.2 minutes per contest... Embraced the defensive-stopper role vacated by departed defensive player of the year Tekele Cotton and was one of the keys to a WSU unit that led the nation in scoring defense (59.0)... Platooned with 6-8 freshman Markis McDuffie, and the two long, athletic small forwards teamed up to shut down some of the Valley's top scoring guards... Tied with McDuffie for third on the team with 27 steals... Had an up-and-down year from beyond the arc (26-of-85, .306) but was an efficient finisher around the rim, sinking just over 63 percent of his shots (46-of-73)... Had a streaky scoring year, with a pair of notable hot-stretches... Over a seven-game period from Nov. 29 to Dec. 31, scored in double-figures five times, including a team-high 14 points in a win over No. 25 Utah at INTRUST Bank Arena... Went 11-of-12 from the foul line in a win against Nevada (Dec. 22) helping WSU set a new school record for free throw makes in a game (44) and tie a conference and school record for total attempts (62)... Reached double-figures on just four other occasions after Jan. 1, with three of those coming in the same week when he went for 11 against NM State (Feb. 15), 16 vs. Missouri State (Feb. 18) and 11 at Indiana State (Feb. 21) as WSU rolled to three-consecutive 30-point wins... Career-high 16 against Missouri State (Feb. 18) was fueled by four dunks. The team finished with 10 total in a 99-68 rout of the Bears... Set season and career highs with eight rebounds (twice in losses to UNI on Feb. 13 and March 5), four assists (Jan. 9 at SIU) and three steals (Feb. 9 at Drake)... Had a strong December, averaging 10.5 points on 58 percent shooting... Started all 18 conference games and averaged 6.9 points...

**2014-15**

WSU Banquet Honor: Cleo Littleton Most Improved Player Award

**CAREER HIGHS**

Category	Opponent	Date
Points	16 MISSOURI ST.	2/18/16
Rebounds	8 3x, Last: UNI	2/13/16
Field Goals	7 MISSOURI ST.	2/18/16
FG Attempts	11 MISSOURI ST.	2/18/16
3-Pointers	3 TULSA	11/16/16
3-Pt Attempts	6 NO. IOWA	2/13/16
Free Throws	11 NEVADA	12/22/15
FT Attempts	12 NEVADA	12/22/15
Assists	4 2x, Last: SC STATE	11/11/16
Steals	3 at Drake	2/9/16
Blocks	3 at Evansville	1/31/16
Minutes	28 2x, Last: at Loyola	2/24/16

**MISCELLANEOUS**

Category	16-17	Career
10+ Points	5	16
20+ Points	-	-
10+ Rebounds	-	-
Alley-Oop Assists	-	-
Dunks	4	22
Fouled Out	-	1
P-R Double-Doubles	-	-
P-A Double-Doubles	-	-
Leading Scorer	1	4
Leading Rebounder	-	3
Assist Leader	1	1

**2016-17 GAME-BY-GAME STATISTICS**

Date	Opponent	gs	min	fg	fga	3p	3pa	ft	fta	reb	pf	ast	to	blk	stl	pts
N-11	S. CAROLINA ST.	*	18	2	6	1	3	2	2	5	2	4	0	1	1	7
N-13	LONG BEACH ST.	*	27	4	8	2	4	1	3	4	2	3	2	0	2	11
N-16	TULSA	*	19	5	8	3	4	2	3	5	1	3	0	0	0	15
N-20	EASTERN SHORE	*	17	4	5	0	1	5	6	1	2	1	0	0	0	13
N-23	vs. LSU	*	20	1	4	0	2	1	2	5	1	0	2	1	0	3
N-24	vs. Louisville	*	19	3	8	1	4	0	2	2	1	1	1	0	1	7
N-25	vs. Michigan St.	*	17	0	3	0	2	0	4	2	0	2	0	0	0	0
N-29	SO. NAZARENE		17	4	5	2	3	3	3	4	2	1	1	0	1	13
D-3	at Colorado St.		23	5	9	2	4	4	6	3	1	1	1	0	2	16
D-6	SAINT LOUIS		19	2	6	0	2	4	4	4	1	3	1	0	1	8
D-10	at Oklahoma															
D-17	OKLAHOMA ST.															
D-22	S. DAKOTA ST.															
D-28	at Indiana St. ^															
J-1	BRADLEY ^															
J-4	DRAKE ^															
J-8	at No. Iowa ^															
J-11	LOYOLA ^															
J-14	at Illinois St. ^															
J-17	at Evansville ^															
J-21	INDIANA ST. ^															
J-24	SO. ILLINOIS ^															
J-29	at Bradley ^															
F-1	at Drake ^															
F-4	ILLINOIS ST. ^															
F-9	MISSOURI ST. ^															
F-12	at Loyola															
F-15	at So. Illinois ^															
F-18	NO. IOWA ^															
F-21	EVANSVILLE ^															
F-25	at Missouri St. ^															
M-2-5	MVC Tournament															

**CAREER TOTALS**

Season	GP	GS	Min	Avg	FG	FGA	%	3FG	FGA	%	FT	FTA	%	Off	Def	Tot	Avg	PF	FO	A	TO	Blk	Stl	Pts	Avg
2014-15 Freshman	27	0	284	10.5	29	56	.518	11	26	.423	21	29	.724	18	19	37	1.4	29	0	7	12	10	9	90	3.3
2015-16 Sophomore	35	31	671	19.2	72	158	.456	26	85	.306	65	92	.707	38	63	101	2.9	76	1	32	36	13	27	235	6.7
2016-17 Junior	10	7	196	19.6	30	62	.484	11	29	.379	22	35	.629	13	22	35	3.5	13	0	19	8	2	8	93	9.3
<b>TOTALS</b>	<b>72</b>	<b>38</b>	<b>1151</b>	<b>16.0</b>	<b>131</b>	<b>276</b>	<b>.475</b>	<b>48</b>	<b>140</b>	<b>.343</b>	<b>108</b>	<b>156</b>	<b>.692</b>	<b>69</b>	<b>104</b>	<b>173</b>	<b>2.4</b>	<b>118</b>	<b>1</b>	<b>58</b>	<b>56</b>	<b>25</b>	<b>44</b>	<b>418</b>	<b>5.8</b>



## 2 Daishon SMITH

*D. Smith #2*

6-1 | 162 | Jr. | Guard | TR  
Jacksonville, Fla. • Ribault HS •  
Eastern Florida State • Tallahassee (Fla.) CC

### OVERVIEW

#### 2016-17 (Junior):

Junior college transfer who has the size and athleticism to score, distribute and defend at a high level... Ranked as one of top 20 sophomore signees in the JUCO class of 2016 by Basketball Times... Gives the Shockers another experienced point guard to help replace All-American Fred VanVleet.

#### 2015-16 (at Tallahassee Community College):

Transferred for his sophomore season and took on an expanded role, earning Panhandle Conference Newcomer of the Year honors... Was voted first team all-conference in separate polls by the league's media and coaches... Averaged a team-high 16.3 points along with 5.5 rebounds and 4.3 assists... Helped the team to a 21-12 finish and a runner-up finish at the NJCAA Region 8 Tournament – one win shy of a national tournament appearance... Started all 33 games and tallied 32.3 minutes per outing... Was a versatile scorer, drilling 61 treys on 36.5 percent shooting from deep, while also making frequent visits to the foul line (170-of-229, .742)... Topped 20 points on 11 occasions... Had a triple-double in a Dec. 13 win over Florida State College at Jacksonville, finishing with 24 points, 13 rebounds and 11 assists... Coached by Mark White... Had offers from Louisiana-Monroe, Stephen F. Austin and Arkansas State... Signed with WSU in the Fall of 2015...

#### 2014-15 (at Eastern Florida State College):

A key reserve and honorable mention all-conference selection as a freshman for a team that finished 29-5, won its conference title and qualified for the NJCAA National Tournament... Averaged 8.0 points and 3.2 assists in just over 20 minutes per game off the bench... Nearly finished with more steals (46) than personal fouls (49)... Scored in double-figures 11 times and had a season-best of 9 assists... Earned NJCAA Region 8 Player of the Week honors on Dec. 16, 2014...

#### High School:

As a senior at Jean Ribault High School in Jacksonville, helped his team to a 4A State Semifinal appearance... Landed First Team All-Gateway Conference honors.

#### Personal:

Born August 7, 1995 in Jacksonville, Fla... Son of Charles Smith and Shantel Manning... Has three younger sisters... Majoring in Sport Management.

#### Gregg Marshall:

*"Daishon is the type of point guard who has been successful in our system. He has good size, is explosive with the ball and is extremely athletic. He's a guy who can score and also be a playmaker for others, depending on the situation, and he affects the game with his defense, too. He plays for a tremendous junior college coach in Mark White, who holds him accountable every day."*

### CAREER HIGHS

Category	Opponent	Date
Points	16 EASTERN SHORE	11/20/16
Rebounds	6 LONG BEACH ST.	11/13/16
Field Goals	4 2x, Last: MDES	11/20/16
FG Attempts	7 LONG BEACH ST.	11/13/16
3-Pointers	4 EASTERN SHORE	11/20/16
3-Pt Attempts	4 EASTERN SHORE	11/20/16
Free Throws	4 EASTERN SHORE	11/20/16
FT Attempts	4 2x, Last: at Colo. St.	12/3/16
Assists	5 SO. NAZARENE	11/29/16
Steals	4 at Colorado St.	12/3/16
Blocks	-	
Minutes	22 at Colorado St.	12/3/16

### MISCELLANEOUS

Category	16-17	Career
10+ Points	3	3
20+ Points	-	-
10+ Rebounds	-	-
Alley-Oop Assists	-	-
Dunks	1	1
Fouled Out	-	-
P-R Double-Doubles	-	-
P-A Double-Doubles	-	-
Leading Scorer	1	1
Leading Rebounder	1	1
Assist Leader	3	3

### 2016-17 GAME-BY-GAME STATISTICS

Date	Opponent	gs	min	fg	fga	3p	3pa	ft	ftm	reb	pf	ast	to	blk	stl	pts
N-11	S. CAROLINA ST.	16	0	4	0	3	0	0	3	2	3	0	0	1	0	0
N-13	LONG BEACH ST.	16	4	7	2	3	1	2	6	3	4	1	0	2	11	11
N-16	TULSA	16	0	3	0	2	0	0	3	1	3	1	0	1	0	0
N-20	EASTERN SHORE	14	4	5	4	4	4	4	1	3	3	3	0	0	16	16
N-23	vs. LSU	14	2	3	0	0	2	2	2	1	1	1	0	1	6	6
N-24	vs. Louisville	13	1	1	1	1	0	0	1	0	1	1	0	0	3	3
N-25	vs. Michigan St.	20	4	11	1	4	4	4	4	1	2	1	0	2	13	13
N-29	SO. NAZARENE	*	21	0	5	0	1	0	0	5	1	5	1	0	2	0
D-3	at Colorado St.	*	22	2	3	2	3	3	4	0	2	4	3	0	4	9
D-6	SAINT LOUIS	*	20	2	3	2	3	0	0	5	0	2	1	0	1	6
D-10	at Oklahoma															
D-17	OKLAHOMA ST.															
D-22	S. DAKOTA ST.															
D-28	at Indiana St. ^															
J-1	BRADLEY ^															
J-4	DRAKE ^															
J-8	at No. Iowa ^															
J-11	LOYOLA ^															
J-14	at Illinois St. ^															
J-17	at Evansville ^															
J-21	INDIANA ST. ^															
J-24	SO. ILLINOIS ^															
J-29	at Bradley ^															
F-1	at Drake ^															
F-4	ILLINOIS ST. ^															
F-9	MISSOURI ST. ^															
F-12	at Loyola															
F-15	at So. Illinois ^															
F-18	NO. IOWA ^															
F-21	EVANSVILLE ^															
F-25	at Missouri St. ^															
M-2-5	MVC Tournament															

### CAREER TOTALS

Season	GP	GS	Min	Avg	FG	FGA	%	3FG	FGA	%	FT	FTA	%	Off	Def	Tot	Avg	PF	FO	A	TO	Blk	Stl	Pts	Avg
2016-17 Junior	10	3	172	17.2	19	45	.422	12	24	.500	14	16	.875	3	27	30	3.0	14	0	28	13	0	14	64	6.4
TOTALS	10	3	172	17.2	19	45	.422	12	24	.500	14	16	.875	3	27	30	3.0	14	0	28	13	0	14	64	6.4



# 3 C.J. KEYSER

6-3 | 187 | Fr. | Guard | PS  
Baltimore, Md. • Sunrise Christian Academy [Kan.] •  
Brewster Academy [N.H.]

## OVERVIEW

### 2016-17 (Freshman):

An elite athlete who prides himself on his defense... Game and physical stature are reminiscent of former Shocker guard Tekele Cotton, a two-time conference defensive player of the year.

### Prep School:

Played a prep year at powerhouse Brewster Academy in Wolfeboro, N.H... Ran the point guard position for the first time and learned important lessons in controlling the game, leading teammates and knowing every spot in the offense... Helped lead the Bobcats to a 25-9 finish, a league championship and a quarterfinal appearance at the National Prep Championships... In late January, banked home a 35-footer at the buzzer to give Brewster an 81-79 victory over Northfield Mount Hermon... Starred in a viral video on youtube in which he leaped and kissed the rim...

### High School:

Played his senior season for WSU assistant Kyle Lindsted at Sunrise Christian Academy near Wichita... Earned three stars from both ESPN and Rivals and was considered a top-20 shooting guard by ESPN prior to reclassifying to the class of 2016... Also drew interest from Utah, Nebraska and Long Beach State... A standout performer for a Sunrise program that has cranked out more than two-dozen Division I signees over the last two years... Served as team captain... Named MVP of four-different tournaments as a senior, including the prestigious Marshall County Hoopfest and the Kentucky Blue Grass National Championship (which Sunrise won)... As a junior in 2013-14, led Patterson Mills High School in Baltimore to a Class 2A State Semifinal appearance...

### Personal:

Full name is Chadwick Keyser Jr... Born Feb. 6, 1997 in Baltimore, Md... Son of Chadwick Keyser Sr. and Tracey Oliver... Has one brother, Christopher (28) and one sister, Jessica (27)... Got a late start with basketball, playing his first season of organized ball in seventh grade... Entering high school, was accepted to the prestigious Baltimore School of Arts as a percussionist, but turned it down to pursue basketball.

### Gregg Marshall:

*"He's explosive, can play a multitude of positions on the perimeter and profiles as a lockdown defender. We had an opportunity to watch him quite a bit at Sunrise, and he had a chance to see how this program operates."*

## CAREER HIGHS

Category	Opponent	Date
Points	4 2x, Last: SNU	11/29/16
Rebounds	1 4x, Last: MDES	11/20/16
Field Goals	2 SOUTH CAROLINA ST.	11/11/16
FG Attempts	5 SOUTH CAROLINA ST.	11/11/16
3-Pointers	-	
3-Pt Attempts	2 SOUTH CAROLINA ST.	11/11/16
Free Throws	2 2x, Last: SNU	11/29/16
FT Attempts	2 2x, Last: SNU	11/29/16
Assists	1 2x, Last: vs. LSU	11/23/16
Steals	1 SO. NAZARENE	11/29/16
Blocks	1 TULSA	11/16/16
Minutes	10 SOUTH CAROLINA ST.	11/11/16

## MISCELLANEOUS

Category	16-17	Career
10+ Points	-	-
20+ Points	-	-
10+ Rebounds	-	-
Alley-Oop Assists	-	-
Dunks	-	-
Fouled Out	-	-
P-R Double-Doubles	-	-
P-A Double-Doubles	-	-
Leading Scorer	-	-
Leading Rebounder	-	-
Assist Leader	-	-


## 2016-17 GAME-BY-GAME STATISTICS

Date	Opponent	gs	min	fg	fga	3p	3pa	ft	fta	reb	pf	ast	to	blk	stl	pts
N-11	S. CAROLINA ST.	10	2	5	0	2	0	0	1	1	1	1	0	0	0	4
N-13	LONG BEACH ST.	4	0	2	0	0	0	0	1	0	0	1	0	0	0	0
N-16	TULSA	6	0	2	0	1	2	2	1	0	0	1	1	0	2	2
N-20	EASTERN SHORE	6	1	1	0	0	0	1	1	2	0	0	0	0	0	2
N-23	vs. LSU	4	0	0	0	0	0	0	0	1	1	2	0	0	0	0
N-24	vs. Louisville	DNP														
N-25	vs. Michigan St.	DNP														
N-29	SO. NAZARENE	14	1	2	0	0	2	2	0	3	1	2	0	1	4	4
D-3	at Colorado St.	DNP														
D-6	SAINT LOUIS	DNP														
D-10	at Oklahoma															
D-17	OKLAHOMA ST.															
D-22	S. DAKOTA ST.															
D-28	at Indiana St. ^															
J-1	BRADLEY ^															
J-4	DRAKE ^															
J-8	at No. Iowa ^															
J-11	LOYOLA ^															
J-14	at Illinois St. ^															
J-17	at Evansville ^															
J-21	INDIANA ST. ^															
J-24	SO. ILLINOIS ^															
J-29	at Bradley ^															
F-1	at Drake ^															
F-4	ILLINOIS ST. ^															
F-9	MISSOURI ST. ^															
F-12	at Loyola															
F-15	at So. Illinois ^															
F-18	NO. IOWA ^															
F-21	EVANSVILLE ^															
F-25	at Missouri St. ^															
M-2-5	MVC Tournament															

## CAREER TOTALS

Season	GP	GS	Min	Avg	FG	FGA	%	3FG	FGA	%	FT	FTA	%	Off	Def	Tot	Avg	PF	FO	A	TO	Blk	Stl	Pts	Avg
2016-17 Freshman	6	0	44	7.3	4	12	.333	0	3	.000	4	5	.800	3	1	4	0.7	7	0	3	7	1	1	12	2.0
<b>TOTALS</b>	<b>6</b>	<b>0</b>	<b>44</b>	<b>7.3</b>	<b>4</b>	<b>12</b>	<b>.333</b>	<b>0</b>	<b>3</b>	<b>.000</b>	<b>4</b>	<b>5</b>	<b>.800</b>	<b>3</b>	<b>1</b>	<b>4</b>	<b>0.7</b>	<b>7</b>	<b>0</b>	<b>3</b>	<b>7</b>	<b>1</b>	<b>1</b>	<b>12</b>	<b>2.0</b>





# 4 Brett BARNEY

6-9 | 227 | R-Fr. | Forward | RS  
Wichita, Kan. • Maize South HS •  
Sunrise Christian Academy [Kan.]

## OVERVIEW

### 2016-17 (Redshirt Freshman):

### 2015-16 (Freshman):

Spent a redshirt year acclimating to Division I basketball... Traveled and practiced with the team but did not see game action...

### Prep School:

Spent a prep year at Sunrise Christian Academy in Bel Aire, Kan where he played alongside another incoming Shocker, Eric Hamilton, on the school's post-graduate team... Had a handful of scholarship offers from Division II schools and also some Division I interest but chose to walk on with the Shockers – his favorite childhood team.

### High School:

A 2014 graduate and four-year basketball letterman at Maize South High School near Wichita... Helped the Mavericks to a 16-6 record as a senior, earning second team All-AVTL Division II honors... Honorable Mention All-Class 5A selection by the Topeka Capital Journal... Averaged 14.7 points as a junior but appeared in just nine games due to injuries... Second team All-AVCTL Division IV as a sophomore... Played for coach Kip Schultz... Also lettered a year in baseball... Member of the National Honor Society...

### Personal:

Full name is Brett David Barney... Born Aug. 23, 1995 in Wichita... Son of Tim and Tammy Barney... Has a brother Jordan...

## CAREER HIGHS

Category	Opponent	Date
Points	4 SOUTH CAROLINA ST.	11/11/16
Rebounds	2 EASTERN SHORE	11/20/16
Field Goals	2 SOUTH CAROLINA ST.	11/11/16
FG Attempts	3 EASTERN SHORE	11/20/16
3-Pointers	-	
3-Pt Attempts	-	
Free Throws	-	
FT Attempts	1 EASTERN SHORE	11/20/16
Assists	-	
Steals	-	
Blocks	-	
Minutes	4 2x, Last: MDES	11/20/16

## MISCELLANEOUS

Category	16-17	Career
10+ Points	-	-
20+ Points	-	-
10+ Rebounds	-	-
Alley-Oop Assists	-	-
Dunks	-	-
Fouled Out	-	-
P-R Double-Doubles	-	-
P-A Double-Doubles	-	-
Leading Scorer	-	-
Leading Rebounder	-	-
Assist Leader	-	-

## 2016-17 GAME-BY-GAME STATISTICS

Date	Opponent	gs	min	fg	fga	3p	3pa	ft	fta	reb	pf	ast	to	blk	stl	pts
N-11	S. CAROLINA ST.	4	2	2	0	0	0	0	0	1	0	0	0	0	0	4
N-13	LONG BEACH ST.	1	0	1	0	0	0	0	0	0	0	0	0	0	0	0
N-16	TULSA	DNP														
N-20	EASTERN SHORE	4	1	3	0	0	0	1	2	1	0	0	0	0	0	2
N-23	vs. LSU	3	1	1	0	0	0	0	0	0	0	0	0	0	0	2
N-24	vs. Louisville	DNP														
N-25	vs. Michigan St.	DNP														
N-29	SO. NAZARENE	2	1	2	0	0	0	0	1	0	0	0	0	0	0	2
D-3	at Colorado St.	DNP														
D-6	SAINT LOUIS	3	0	1	0	0	0	0	0	0	0	0	0	0	0	0
D-10	at Oklahoma															
D-17	OKLAHOMA ST.															
D-22	S. DAKOTA ST.															
D-28	at Indiana St. ^															
J-1	BRADLEY ^															
J-4	DRAKE ^															
J-8	at No. Iowa ^															
J-11	LOYOLA ^															
J-14	at Illinois St. ^															
J-17	at Evansville ^															
J-21	INDIANA ST. ^															
J-24	SO. ILLINOIS ^															
J-29	at Bradley ^															
F-1	at Drake ^															
F-4	ILLINOIS ST. ^															
F-9	MISSOURI ST. ^															
F-12	at Loyola															
F-15	at So. Illinois ^															
F-18	NO. IOWA ^															
F-21	EVANSVILLE ^															
F-25	at Missouri St. ^															
M-2-5	MVC Tournament															

## CAREER TOTALS

Season	GP	GS	Min	Avg	FG	FGA	%	3FG	FGA	%	FT	FTA	%	Off	Def	Tot	Avg	PF	FO	A	TO	Blk	Stl	Pts	Avg
2016-17 RS Freshman	6	0	17	2.8	5	10	.500	0	0	.000	0	1	.000	2	2	4	0.7	1	0	0	0	0	0	10	1.7
TOTALS	6	0	17	2.8	5	10	.500	0	0	.000	0	1	.000	2	2	4	0.7	1	0	0	0	0	0	10	1.7



## 5 Zach BUSH

6-6 | 198 | R-Sr. | Guard | 2L  
Wichita, Kan. • Goddard Eisenhower HS

### OVERVIEW

**2016-17 (Senior):** Will once again provide quality depth for the Shockers in his fifth season with the program... The only remaining holdover from the 2013 Final Four and one of just two players who saw court time for the 2013-14 undefeated squad (along with fellow walk-on John Robert Simon)... One of just two Shocker seniors on the 2016-17 WSU roster (Simon being the other).

**2015-16 (Junior):** Appeared in 16 games off the bench, totaling five points, four rebounds, three assists and two steals 37 minutes... Saw three minutes of action in the season opener against Charleston Southern (Nov. 13) and scored two points to go with a pair of rebounds... Played a career-high seven minutes and sank the first free throw of his career against Nevada (Dec. 22). It was the last of 44 free throws made by the Shockers on the evening, breaking a 30-year old school record... Knocked down two more free throws to close out a home win over Bradley (Jan. 23)...

**2014-15 (Sophomore):** Suffered a stress fracture in early January and was inactive for the final 20 games of the season... Saw time in three non-conference games, totaling 11 minutes of action... Tallied two rebounds and an assist... Named to the Athletic Director's Honor Roll for the Fall Semester.

**2013-14 (Redshirt Freshman):** Logged time in 24 games off the bench, totaling 51 minutes... Hit a three-pointer in the season opener against Emporia State for his first career points... Saw a season-high eight minutes in a Jan. 14 home win over Bradley... Season totals included three points, eight rebounds, four assists and one steal...

**2012-13 (Freshman):** Redshirted at WSU in 2012-13... A non-scholarship player who signed with Washburn, but decided to enroll at WSU.

**High School:** Averaged 22.8 points, 9.6 rebounds and 3.7 assists at Eisenhower High School in nearby Goddard... Signed with Washburn in April but decided to walk on at WSU during the summer... Played in the KBCA All-Star Game, scoring seven points... Named to the Wichita Eagle's All-Class 5A team, and The Topeka Capital-Journal All-State Second Team as a senior... Career highs were 34 points and 18 rebounds... As a high-jumper, holds both the Goddard High and Goddard Eisenhower school records at 6-foot-8... Attended the latter his first three years before finishing his high school career at the brand new Eisenhower HS.

**Personal:** Son of Dave and Stephanie Bush... Born Sept. 6, 1993... Has a brother, Brycen... Majoring in Sports Management.

### CAREER HIGHS

Opponent	Opponent	Date
Points	3 EMPORIA ST.	11/9/13
Rebounds	2 3x, Last: CHARLES. SO.	11/13/15
Field Goals	1 3x, Last: TULSA	11/16/16
FG Attempts	2 2x, Last: INDIANA ST.	1/17/16
3-Pointers	1 2x, Last: TULSA	11/16/16
3-Pt Attempts	2 SOUTH CAROLINA ST.	11/11/16
Free Throws	2 BRADLEY	1/23/16
FT Attempts	2 4x, Last: BRADLEY	1/23/16
Assists	1 9x, Last: MDES	11/20/16
Steals	1 6x, Last: TULSA	11/16/16
Blocks	-	
Minutes	8 2x, Last: BRADLEY	1/14/14

### MISCELLANEOUS

Category	16-17	Career
10+ Points	-	-
20+ Points	-	-
10+ Rebounds	-	-
Alley-Oop Assists	-	-
Dunks	-	-
Fouled Out	-	-
P-R Double-Doubles	-	-
P-A Double-Doubles	-	-
Leading Scorer	-	-
Leading Rebounder	-	-
Assist Leader	-	-

### 2016-17 GAME-BY-GAME STATISTICS

Date	Opponent	gs	min	fg	fga	3p	3pa	ft	fta	reb	pf	ast	to	blk	stl	pts
N-11	S. CAROLINA ST.	4	0	2	0	2	0	0	1	0	0	0	0	1	0	0
N-13	LONG BEACH ST.	1	0	0	0	0	0	0	0	0	0	0	0	0	1	0
N-16	TULSA	2	1	1	1	1	0	0	0	0	0	0	1	0	1	3
N-20	EASTERN SHORE	4	0	1	0	1	0	0	0	0	0	1	0	0	0	0
N-23	vs. LSU	2	0	1	0	1	0	0	1	0	0	1	0	0	0	0
N-24	vs. Louisville	DNP														
N-25	vs. Michigan St.	DNP														
N-29	SO. NAZARENE	3	0	0	0	0	0	0	0	1	2	0	0	0	0	0
D-3	at Colorado St.	DNP														
D-6	SAINT LOUIS	1	0	0	0	0	0	0	0	0	0	0	0	0	0	0
D-10	at Oklahoma															
D-17	OKLAHOMA ST.															
D-22	S. DAKOTA ST.															
D-28	at Indiana St. ^															
J-1	BRADLEY ^															
J-4	DRAKE ^															
J-8	at No. Iowa ^															
J-11	LOYOLA ^															
J-14	at Illinois St. ^															
J-17	at Evansville ^															
J-21	INDIANA ST. ^															
J-24	SO. ILLINOIS ^															
J-29	at Bradley ^															
F-1	at Drake ^															
F-4	ILLINOIS ST. ^															
F-9	MISSOURI ST. ^															
F-12	at Loyola															
F-15	at So. Illinois ^															
F-18	NO. IOWA ^															
F-21	EVANSVILLE ^															
F-25	at Missouri St. ^															
M-2-5	MVC Tournament															

### CAREER TOTALS

Season	GP	GS	Min	Avg	FG	FGA	%	3FG	FGA	%	FT	FTA	%	Off	Def	Tot	Avg	PF	FO	A	TO	Blk	Stl	Pts	Avg
2013-14 RS-Freshman	24	0	51	2.1	1	8	.125	1	4	.250	0	2	.000	1	7	8	0.3	6	0	4	6	0	1	3	0.1
2014-15 Sophomore	3	0	11	3.7	0	1	.000	0	0	.000	0	2	.000	0	2	2	0.7	1	0	1	0	0	0	0	0.0
2015-16 Junior	16	0	37	2.3	1	6	.167	0	3	.000	3	4	.750	1	3	4	0.3	4	0	3	0	0	2	5	0.3
2016-17 Senior	7	0	17	2.4	1	5	.200	1	5	.200	0	0	.000	0	3	3	0.4	2	0	1	2	0	3	3	0.4
<b>TOTALS</b>	<b>50</b>	<b>0</b>	<b>116</b>	<b>2.3</b>	<b>3</b>	<b>20</b>	<b>.150</b>	<b>2</b>	<b>12</b>	<b>.167</b>	<b>3</b>	<b>8</b>	<b>.375</b>	<b>2</b>	<b>15</b>	<b>17</b>	<b>0.3</b>	<b>13</b>	<b>0</b>	<b>9</b>	<b>8</b>	<b>0</b>	<b>6</b>	<b>11</b>	<b>0.2</b>

**10 Kaelen MALONE**

6-0 | 165 | So. | Guard | TR  
McKinney, Texas • McKinney Christian HS •  
Westwind Prep [Ariz.] • McLennan College [Texas]

**OVERVIEW****2016-17 (Sophomore):**

Lefty point guard joins the program as a walk-on after a year at JUCO power McLennan (Texas).

**Previous School:**

Played the 2015-16 season at McLennan Community College in Waco, Texas and helped the team to a 27-5 finish and a No. 9 national ranking... Team reached the NJCAA National Tournament for the first time in 18 years and advanced to the second round... Appeared in 24 games off the bench... A 78 percent free throw shooter... Finished the year with a 1.4 assist-to-turnover ratio.

**Prep School:**

Averaged 18.4 points and 8.0 assists per game in 2013-14 at Westwind Preparatory Academy in Phoenix, Arizona...

**High School:**

An all-district performer and TAPPS 3A Second Team All-State selection in 2011-12 for McKinney Christian Academy... Led team to the district playoffs for just the second time in school history... Three-time Pangos All-American Camp invitee... Two-time Reebok Breakout Camp Invitee... Earned three varsity letters in basketball and one in track, where he was an all-region performer... Honor roll student... Captain of his club team the TX Bluechips Navy under head coach A.Q. Anderson Sr.

**Personal:**

Kaelen Carrington Malone... Born July 4, 1995... in Dallas, Texas... Son of Mitch Malone and Lorna Tucker-Malone... Mother was a two-year captain on the University of Kansas track & field team and won indoor and outdoor conference titles in the 1,600-meter relay... Born in Dallas, Texas... Youngest of four siblings... Has two brothers, Antoine and Ryan, and one sister, Brazgette.. Plans to major in communications... Chose WSU because of its family environment and winning tradition...

**Gregg Marshall:**

*"Kaelen is a student of the game who has grown up around high level basketball. He brings toughness on the defensive end and does a good job protecting the ball – two qualities I really value in a guard."*

**CAREER HIGHS**

Category	Opponent	Date
Points	2 2x, Last: MDES	11/20/16
Rebounds	1 3x, Last: SNU	11/29/16
Field Goals	1 2x, Last: MDES	11/20/16
FG Attempts	2 EASTERN SHORE	11/20/16
3-Pointers	-	-
3-Pt Attempts	1 EASTERN SHORE	11/20/16
Free Throws	-	-
FT Attempts	-	-
Assists	1 2x, Last: vs. LSU	11/23/16
Steals	-	-
Blocks	-	-
Minutes	4 2x, Last: MDES	11/20/16

**MISCELLANEOUS**

Category	16-17	Career
10+ Points	-	-
20+ Points	-	-
10+ Rebounds	-	-
Alley-Oop Assists	-	-
Dunks	-	-
Fouled Out	-	-
P-R Double-Doubles	-	-
P-A Double-Doubles	-	-
Leading Scorer	-	-
Leading Rebounder	-	-
Assist Leader	-	-

**2016-17 GAME-BY-GAME STATISTICS**

Date	Opponent	gs	min	fg	fga	3p	3pa	ft	fta	reb	pf	ast	to	blk	stl	pts
N-11	S. CAROLINA ST.	4	0	1	0	0	0	0	0	1	0	1	0	0	0	0
N-13	LONG BEACH ST.	1	1	1	0	0	0	0	0	1	0	0	0	0	0	2
N-16	TULSA	DNP														
N-20	EASTERN SHORE	4	1	2	0	1	0	0	0	0	0	0	0	0	0	2
N-23	vs. LSU	2	0	0	0	0	0	0	0	0	0	1	1	0	0	0
N-24	vs. Louisville	DNP														
N-25	vs. Michigan St.	DNP														
N-29	SO. NAZARENE	2	0	0	0	0	0	0	0	1	2	0	1	0	0	0
D-3	at Colorado St.	DNP														
D-6	SAINT LOUIS	1	0	0	0	0	0	0	0	0	0	0	0	0	0	0
D-10	at Oklahoma															
D-17	OKLAHOMA ST.															
D-22	S. DAKOTA ST.															
D-28	at Indiana St. ^															
J-1	BRADLEY ^															
J-4	DRAKE ^															
J-8	at No. Iowa ^															
J-11	LOYOLA ^															
J-14	at Illinois St. ^															
J-17	at Evansville ^															
J-21	INDIANA ST. ^															
J-24	SO. ILLINOIS ^															
J-29	at Bradley ^															
F-1	at Drake ^															
F-4	ILLINOIS ST. ^															
F-9	MISSOURI ST. ^															
F-12	at Loyola															
F-15	at So. Illinois ^															
F-18	NO. IOWA ^															
F-21	EVANSVILLE ^															
F-25	at Missouri St. ^															
M-2-5	MVC Tournament															

**CAREER TOTALS**

Season		GP	GS	Min	Avg	FG	FGA	%	3FG	FGA	%	FT	FTA	%	Off	Def	Tot	Avg	PF	FO	A	TO	Blk	Stl	Pts	Avg
2016-17	Sophomore	6	0	14	2.3	2	4	.500	0	1	.000	0	0	.000	2	1	3	0.5	2	0	2	2	0	0	4	0.7
TOTALS		6	0	14	2.3	2	4	.500	0	1	.000	0	0	.000	2	1	3	0.5	2	0	2	2	0	0	4	0.7



# 11 Landry SHAMET

6-4 | 184 | R-Fr. | Guard | Medical RS  
Kansas City, Mo. • Park Hill HS

## OVERVIEW

### 2016-17 (Redshirt Freshman):

Was leading scorer on WSU's four-game Canadian exhibition tour in early August at just over 14 points per game

### 2015-16 (Freshman):

A top-100 prospect and Marshall's highest-rated recruit in nine seasons at WSU... Made a strong first impression with teammates and coaches upon arrival, drawing favorable comparisons to the freshman version of Ron Baker... Took those Baker comps a little too far, suffering a similar stress fracture injury to the one that cost Baker 20 games during his own debut season... Appeared in just three November games, averaging 8.7 points, 2.7 rebounds with five assists and five steals in 19.7 minutes of action... Scored 13 points his collegiate debut against Charleston Southern (Nov. 13)... Limited to 10 minutes in a loss at Tulsa (Nov. 17) due to foul trouble... Cracked the starting lineup in game No. 3 with senior Fred VanVleet sidelined and responded well with nine points and three assists in a win over Emporia State (Nov. 21)... During and after the ESU game, experienced pain in his left foot. Hour later he was diagnosed with a fifth metatarsal stress fracture in his left foot... Remained in Wichita for surgery (Nov. 25) while his teammates traveled to Orlando for the AdvoCare Invitational... Had entertained hopes of a late February return (similar to Baker) but was ultimately sidelined the rest of the way, robbing the Shockers of valuable guard depth.

### High School:

A two-time district and conference player of the year and a two-year all-state selection for Park Hill HS near Kansas City, Mo... A Rivals four-star recruit rated No. 88 nationally in the Class of 2015... Averaged 17.4 points, 5.3 rebounds, 4.3 assists and 1.2 steals as a senior in 2014-15 and was one of five finalists for the Greater Kansas City Basketball Coaches Association's DiRenna Award, given to the top player in the metro area... Led the Trojans to a 21-6 record as a senior and to a district title as a junior... A three-year varsity letterman and three-time all-district honoree... Played for coach David Garrison... Signed with WSU in the Fall of 2014 over offers from Kansas State, Illinois, Colorado, Nebraska, Memphis, Creighton, Tulsa, Northern Iowa and others... Played AAU ball for the KC Pumas...

### Personal:

Full name is Landry Michael Shamet... Born March 13, 1997 in Kansas City... Son of Melanie Shamet... Mother played volleyball at Boise State... Plans to major in kinesiology and hopes to become a college basketball coach... Chose WSU because of its family feel and its growing tradition of success on the court...

## CAREER HIGHS

Opponent	Opponent	Date
Points	16 EASTERN SHORE	11/20/16
Rebounds	5 2x, Last: vs. LSU	11/23/16
Field Goals	6 EASTERN SHORE	11/20/16
FG Attempts	11 at Colorado St.	12/3/16
3-Pointers	4 EASTERN SHORE	11/20/16
3-Pt Attempts	6 3x, Last: at Colo. St.	12/3/16
Free Throws	5 2x, Last: LBSU	11/13/16
FT Attempts	6 2x, Last: LBSU	11/13/16
Assists	5 SAINT LOUIS	12/6/16
Steals	3 at Tulsa	11/17/15
Blocks	1 2x, Last: LBSU	11/13/16
Minutes	34 at Colorado St.	12/3/16

## MISCELLANEOUS

Category	16-17	Career
10+ Points	5	6
20+ Points	-	-
10+ Rebounds	-	-
Alley-Oop Assists	-	-
Dunks	-	-
Fouled Out	-	1
P-R Double-Doubles	-	-
P-A Double-Doubles	-	-
Leading Scorer	1	1
Leading Rebounder	-	-
Assist Leader	3	3


## 2016-17 GAME-BY-GAME STATISTICS

Date	Opponent	gs	min	fg	fga	3p	3pa	ft	fta	reb	pf	ast	to	blk	stl	pts
N-11	S. CAROLINA ST.	*	20	2	4	1	3	2	2	2	2	0	1	0	0	7
N-13	LONG BEACH ST.	*	22	3	6	1	3	5	6	1	3	2	0	1	2	12
N-16	TULSA	*	20	0	5	0	5	2	2	3	2	2	0	0	0	2
N-20	EASTERN SHORE	*	22	6	7	4	5	0	2	3	1	3	0	0	0	16
N-23	vs. LSU	*	19	5	10	1	2	1	1	5	1	3	2	0	2	12
N-24	vs. Louisville	*	16	0	5	0	2	2	2	4	4	3	2	0	0	2
N-25	vs. Michigan St.	*	27	2	9	1	6	2	2	3	3	3	0	0	1	7
N-29	SO. NAZARENE	*	20	4	7	2	4	1	2	2	2	3	1	0	2	11
D-3	at Colorado St.	*	34	4	11	3	6	0	0	4	3	3	2	0	0	11
D-6	SAINT LOUIS	*	18	1	4	1	3	2	2	3	1	5	1	0	0	5
D-10	at Oklahoma															
D-17	OKLAHOMA ST.															
D-22	S. DAKOTA ST.															
D-28	at Indiana St. ^															
J-1	BRADLEY ^															
J-4	DRAKE ^															
J-8	at No. Iowa ^															
J-11	LOYOLA ^															
J-14	at Illinois St. ^															
J-17	at Evansville ^															
J-21	INDIANA ST. ^															
J-24	SO. ILLINOIS ^															
J-29	at Bradley ^															
F-1	at Drake ^															
F-4	ILLINOIS ST. ^															
F-9	MISSOURI ST. ^															
F-12	at Loyola															
F-15	at So. Illinois ^															
F-18	NO. IOWA ^															
F-21	EVANSVILLE ^															
F-25	at Missouri St. ^															
M-2-5	MVC Tournament															

## CAREER TOTALS

Season	GP	GS	Min	Avg	FG	FGA	%	3FG	FGA	%	FT	FTA	%	Off	Def	Tot	Avg	PF	FO	A	TO	Blk	Stl	Pts	Avg
2015-16 Freshman	3	1	59	19.7	7	16	.438	3	10	.300	9	12	.750	3	5	8	2.7	8	1	5	2	1	5	26	8.7
2016-17 RS-Freshman	10	10	218	21.8	27	68	.397	14	39	.359	17	21	.810	11	19	30	3.0	22	0	27	9	1	7	85	8.5
<b>TOTALS</b>	<b>13</b>	<b>11</b>	<b>277</b>	<b>21.3</b>	<b>34</b>	<b>84</b>	<b>.405</b>	<b>17</b>	<b>49</b>	<b>.347</b>	<b>26</b>	<b>33</b>	<b>.788</b>	<b>14</b>	<b>24</b>	<b>38</b>	<b>2.9</b>	<b>30</b>	<b>1</b>	<b>32</b>	<b>11</b>	<b>2</b>	<b>12</b>	<b>111</b>	<b>8.5</b>





# 12 Austin REAVES

6-5 | 167 | Fr. | Guard | HS  
Newark, Ark. • Cedar Ridge HS

## OVERVIEW

### 2016-17 (Freshman):

Limited in summer workouts leading up to his true freshman season after undergoing surgery on March 23, 2016 to repair a torn labrum in his left shoulder. . . Suffered the injury midway through his junior season while diving for a loose ball, and – with help from a brace – played through the injury for over a year. . . Had a similar procedure on his right shoulder as a sophomore.

### High School:

A two-time Arkansas Class 3A All-State selection. . . Earned state tournament MVP honors as a senior after leading Cedar Ridge (36-3) to its third title in four years, averaging 43.3 points over the four games. . . For the season, averaged 32.5 points, 8.8 rebounds and 5.1 assists. . . An underrated prospect whose stock improved significantly over the course of his senior year. . . Ranked the No. 3 player on the Arkansas Fab-40 list. . . A Rivals 3-Star prospect who committed to Wichita State in mid-January. . . Scored a season-high 73 points in a triple-overtime win over eventual Class 5A champion Forrest City in December, 2015. . . MVP of the 2016 NEA Tournament after averaging a tournament-record 47.8 points over four games. . . As an underclassman, teamed with older brother, Spencer, to win back-to-back Class 2A state titles. . . Teams went 128-16 (.889) over his four seasons. . . Coached by Isaac Middlebrooks. . . Played AAU for the Arkansas Wings under Matt Hall. . . Chose WSU over offers from Arkansas State, South Dakota State, Montana State and Utah State due to its coaches and atmosphere. . . Also participated in golf and tennis. . .

### Personal:

Austin Tyler Reaves. . . Born May 29, 1998. . . Son of Nicole Wilkett and Brian Reaves. . . Both parents played collegiately at Arkansas State. . . Mother was an all-conference forward and averaged over 20 points per game in her final season. . . Father played point guard and is tied for third on ASU's career assists chart (384). . . Brother, Spencer, plays at Central Missouri. . .

### Gregg Marshall:

*"His scoring numbers stand out, because that's what he needed to do in order for his high school team to be successful, but we think Austin is the complete package. Growing up in a basketball family, he's already developed a great skillset. He handles the ball well, plays good fundamental defense, and has a knack for getting to the foul line. He's also a guy who excels at making plays for others."*

## CAREER HIGHS

Category	Opponent	Date
Points	10 LONG BEACH ST.	11/13/16
Rebounds	4 TULSA	11/16/16
Field Goals	4 2x, Last: MDES	11/20/16
FG Attempts	6 2x, Last: vs. Louisville	11/24/16
3-Pointers	4 EASTERN SHORE	11/20/16
3-Pt Attempts	5 EASTERN SHORE	11/20/16
Free Throws	6 vs. Michigan St.	11/25/16
FT Attempts	6 vs. Michigan St.	11/25/16
Assists	3 TULSA	11/16/16
Steals	3 2x, Last: MDES	11/20/16
Blocks	1 2x, Last: TULSA	11/16/16
Minutes	16 2x, Last: ST. LOUIS	12/6/16

## MISCELLANEOUS

Category	16-17	Career
10+ Points	2	2
20+ Points	-	-
10+ Rebounds	-	-
Alley-Oop Assists	1	1
Dunks	1	1
Fouled Out	-	-
P-R Double-Doubles	-	-
P-A Double-Doubles	-	-
Leading Scorer	-	-
Leading Rebounder	-	-
Assist Leader	-	-

## 2016-17 GAME-BY-GAME STATISTICS

Date	Opponent	gs	min	fg	fga	3p	3pa	ft	fta	reb	pf	ast	to	blk	stl	pts
N-11	S. CAROLINA ST.	11	2	3	1	2	1	2	3	1	1	0	1	3	6	
N-13	LONG BEACH ST.	11	4	5	2	3	0	0	1	0	2	1	0	0	10	
N-16	TULSA	16	2	4	0	1	0	0	4	4	3	0	1	0	4	
N-20	EASTERN SHORE	15	4	6	4	5	3	5	3	1	2	1	0	3	15	
N-23	vs. LSU	12	1	3	1	2	0	1	2	0	1	0	0	1	3	
N-24	vs. Louisville	14	2	6	1	4	0	0	2	0	1	1	0	0	5	
N-25	vs. Michigan St.	14	0	1	0	1	6	6	3	1	1	0	0	0	6	
N-29	SO. NAZARENE	DNP														
D-3	at Colorado St.	10	2	2	1	1	0	0	1	0	1	0	0	0	5	
D-6	SAINT LOUIS	16	2	3	2	3	0	0	1	0	2	1	0	0	6	
D-10	at Oklahoma															
D-17	OKLAHOMA ST.															
D-22	S. DAKOTA ST.															
D-28	at Indiana St. ^															
J-1	BRADLEY ^															
J-4	DRAKE ^															
J-8	at No. Iowa ^															
J-11	LOYOLA ^															
J-14	at Illinois St. ^															
J-17	at Evansville ^															
J-21	INDIANA ST. ^															
J-24	SO. ILLINOIS ^															
J-29	at Bradley ^															
F-1	at Drake ^															
F-4	ILLINOIS ST. ^															
F-9	MISSOURI ST. ^															
F-12	at Loyola															
F-15	at So. Illinois ^															
F-18	NO. IOWA ^															
F-21	EVANSVILLE ^															
F-25	at Missouri St. ^															
M-2-5	MVC Tournament															

## CAREER TOTALS

Season		GP	GS	Min	Avg	FG	FGA	%	3FG	FGA	%	FT	FTA	%	Off	Def	Tot	Avg	PF	FO	A	TO	Blk	Stl	Pts	Avg
2016-17	Freshman	9	0	119	13.2	19	33	.576	12	22	.545	10	14	.714	5	15	20	2.2	7	0	14	4	2	7	60	6.7
	TOTALS	9	0	119	13.2	19	33	.576	12	22	.545	10	14	.714	5	15	20	2.2	7	0	14	4	2	7	60	6.7

**14 John Robert SIMON**5-10 | 171 | Sr. | Guard | 3L  
Oklahoma City, Okla. • Putnam City North**OVERVIEW**

**2016-17 (Senior):** After three seasons as a walk-on, was awarded a scholarship in late October of his senior season... One of just two players who saw court time for the 2013-14 undefeated squad (along with fellow walk-on Zach Bush)... One of just two Shocker seniors on the 2016-17 WSU roster (Bush being the other).

**2015-16 (Junior):** Saw an increase in playing time in his third season as a preferred walk-on... Earned the coaching staff's trust due to his knowledge of the system and ability to protect the basketball, allowing him to earn more minutes outside of garbage time... Appeared in 25 games off the bench and averaged 1.3 points as a reserve... Was pressed into extended duty in November with starting point guard Fred VanVleet sidelined by injury and performed well. Between Nov. 13 and Dec. 5, averaged 8.3 minutes per game with three steals and a strong 10:2 assist-to-turnover ratio... Shared the team lead with three assists in the season-opening win over Charleston Southern (Nov. 13) and scored four points on 2-of-4 shooting... Played in all three AdvoCare Invitational games with VanVleet on the shelf... Checked into the nationally-televised quarterfinal opener against USC (Nov. 26) and immediately drilled a three-pointer... Set career-highs at Saint Louis (Dec. 5) with four assists and 16 minutes... Scored a career-high six points in the Dec. 22 win over Nevada... Made a first-half cameo in WSU's NCAA Tournament win over Arizona (March 17).

**2014-15 (Sophomore):** Made big strides in his second season as a preferred walk-on... Appeared in 14 games at the point guard spot... Tallied 13 points, seven rebounds, five assists and four steals in 49 minutes of action... Matched his career-high with five points in eight minutes in a win over Missouri State on Feb. 7 and contributed two steals...

**2013-14 (Freshman):** WSU's "closer" at point guard. Was on the court at the tail end of 25 of the team's school record 35 wins... Logged 66 minutes with 14 total points, eight rebounds and three assists... Went for a season-high five points by connecting on 5-of-8 free throws against DePaul in the semifinals of the CBE Classic at Kansas City's Sprint Center.

**High School:** Lettered four years in basketball, three in football and three in golf at Putnam City North in Oklahoma City... Averaged 15.8 points, 5.6 rebounds, 4.3 assists and 1.3 steals as a point guard... Two-time honorable mention Big All-City in basketball... Career-highs included 30 points, 15 rebounds, 12 assists and eight steals... A member of National Honor Society... In football, named District 6A-3 Quarterback of the Year, All-Metro Conference and Honorable Mention Big All-City as a senior.

**Personal:** Son of John and Stephanie Simon... Has a sister, Alexis... Born May 4, 1994 in Oklahoma City, Okla.... Majoring in Entrepreneurship...

**CAREER HIGHS**

Opponent	Opponent	Date
Points	6 NEVADA	12/22/15
Rebounds	5 BRADLEY	1/14/14
Field Goals	2 2x, Last: CHARLES SO.	11/13/15
FG Attempts	4 2x, Last: CHARLES SO.	11/13/15
3-Pointers	1 10x, Last: SNU	11/29/16
3-Pt Attempts	3 vs. So. California	11/26/15
Free Throws	5 vs. DePaul	11/25/13
FT Attempts	8 vs. DePaul	11/25/13
Assists	4 at Saint Louis	12/5/15
Steals	2 MISSOURI ST.	2/8/15
Blocks	-	
Minutes	16 at Saint Louis	12/5/15

**MISCELLANEOUS**

Category	16-17	Career
10+ Points	-	-
20+ Points	-	-
10+ Rebounds	-	-
Alley-Oop Assists	-	-
Dunks	-	-
Fouled Out	-	-
P-R Double-Doubles	-	-
P-A Double-Doubles	-	-
Leading Scorer	-	-
Leading Rebounder	-	-
Assist Leader	-	1

**2016-17 GAME-BY-GAME STATISTICS**

Date	Opponent	gs	min	fg	fga	3p	3pa	ft	fta	reb	pf	ast	to	blk	stl	pts
N-11	S. CAROLINA ST.	5	1	1	0	0	1	2	0	1	0	0	0	1	3	
N-13	LONG BEACH ST.	2	0	0	0	0	1	2	2	0	1	1	0	0	1	
N-16	TULSA	3	0	0	0	0	0	0	0	0	0	0	0	0	0	
N-20	EASTERN SHORE	5	0	0	0	0	0	0	0	0	0	0	0	0	0	
N-23	vs. LSU	5	1	1	1	1	2	2	0	0	0	0	0	0	1	5
N-24	vs. Louisville	DNP														
N-25	vs. Michigan St.	DNP														
N-29	SO. NAZARENE	9	1	2	1	2	0	0	1	1	2	0	0	1	3	
D-3	at Colorado St.	DNP														
D-6	SAINT LOUIS	5	0	1	0	1	0	0	1	0	1	1	0	0	0	
D-10	at Oklahoma															
D-17	OKLAHOMA ST.															
D-22	S. DAKOTA ST.															
D-28	at Indiana St. ^															
J-1	BRADLEY ^															
J-4	DRAKE ^															
J-8	at No. Iowa ^															
J-11	LOYOLA ^															
J-14	at Illinois St. ^															
J-17	at Evansville ^															
J-21	INDIANA ST. ^															
J-24	SO. ILLINOIS ^															
J-29	at Bradley ^															
F-1	at Drake ^															
F-4	ILLINOIS ST. ^															
F-9	MISSOURI ST. ^															
F-12	at Loyola															
F-15	at So. Illinois ^															
F-18	NO. IOWA ^															
F-21	EVANSVILLE ^															
F-25	at Missouri St. ^															
M-2-5	MVC Tournament															

**CAREER TOTALS**

Season	GP	GS	Min	Avg	FG	FGA	%	3FG	FGA	%	FT	FTA	%	Off	Def	Tot	Avg	PF	FO	A	TO	Blk	Stl	Pts	Avg
2013-14 Freshman	25	0	66	2.6	1	9	.111	1	6	.167	11	17	.647	1	7	8	0.3	9	0	3	7	0	1	14	0.6
2014-15 Sophomore	14	0	49	3.5	5	11	.455	1	4	.250	2	2	1.000	2	5	7	0.5	6	0	5	5	0	4	13	0.9
2015-16 Junior	25	0	116	4.6	9	23	.391	6	15	.400	8	12	.667	3	5	8	0.3	13	0	18	7	0	3	32	1.3
2016-17 Senior	7	0	34	4.9	3	5	.600	2	4	.500	4	6	.667	0	4	4	0.6	2	0	4	2	0	3	12	1.7
<b>TOTALS</b>	<b>71</b>	<b>0</b>	<b>265</b>	<b>3.7</b>	<b>18</b>	<b>48</b>	<b>.375</b>	<b>10</b>	<b>29</b>	<b>.345</b>	<b>25</b>	<b>37</b>	<b>.676</b>	<b>6</b>	<b>21</b>	<b>27</b>	<b>0.4</b>	<b>30</b>	<b>0</b>	<b>30</b>	<b>21</b>	<b>0</b>	<b>11</b>	<b>71</b>	<b>1.0</b>

**20 Rauno NURGER**#20  
R. Nurger6-10 | 232 | Jr. | Center | 2L  
Keila, Estonia • Audentese Spordi Gümnaasium  
Sunrise Christian Academy [Kan.]**OVERVIEW****2016-17 (Junior):****2015-16 (Sophomore):**

Had planned to redshirt the 2015-16 season while focusing on strength and skill development but was forced into duty after an injury to senior Anton Grady on Nov. 27... Removed his redshirt in the season's sixth game (Nov. 29 vs. Iowa)... Averaged 1.6 points and 1.2 rebounds in 7.6 minutes per game... Came up big for the Shockers during the NCAA Tournament... With the WSU frontcourt in foul trouble, matched his season-high with six points, grabbed three rebounds and tallied a block in 17 minutes to key a First Four win over a Vanderbilt team that played two seven-footers... Performed well two nights later against a large Arizona front line with one point and a pair of boards in 13 minutes, while playing effective defense... During the regular season, scored six first-half points to key a win at Saint Louis (Dec. 5)...

**2014-15 (Freshman):**

Impressed in short spurts early in the season... Appeared in 24 games off the bench, averaging 2.3 points and 1.2 rebounds in 8.8 minutes... Erupted for a season-high 15 points on 5-of-9 shooting against Saint Louis on Dec. 6 at INTRUST Bank Arena — a performance that included two treys... Twice hit his season-high of four rebounds on Nov. 23 against Newman and on Feb. 7 against Missouri State... Had four points in his collegiate debut against New Mexico State on Nov. 11 and played a season-high 20 minutes... Missed three weeks of early season practice with a stress reaction in his foot... Named to the Fall Athletic Director's Honor Roll.

**Prep School:**

Averaged 10 points and 9 rebounds for the post graduate team at Sunrise Christian Academy in nearby Bel Aire, Kan... Teammates with fellow Shocker freshman Zach Brown... Originally signed with Mississippi but was released from his letter of intent following a coaching change... Committed to WSU in the early summer of 2014.

**High School:**

Played on Estonia's national team at the 2013 FIBA U-20 European Championships, averaging 10.3 points and 5.7 rebounds in nine games... Collected season-highs of 39 points and 17 rebounds...

**Personal:**

Born Nov. 24, 1993 in Keila, Estonia... Son of Ranno and Marja Nurger... Has three brothers... Majoring in Sports Management.

**CAREER HIGHS**

Opponent	Opponent	Date
Points	15 SAINT LOUIS	12/6/14
Rebounds	5 vs. Louisville	11/24/16
Field Goals	5 SAINT LOUIS	12/6/14
FG Attempts	9 SAINT LOUIS	12/6/14
3-Pointers	2 2x, Last: vs. LSU	11/23/16
3-Pt Attempts	4 SAINT LOUIS	12/6/14
Free Throws	5 2x, Last: SC STATE	11/11/16
FT Attempts	7 at Hawaii (ot)	12/23/14
Assists	4 SO. NAZARENE	11/29/16
Steals	1 5x, Last: at Drake	2/9/16
Blocks	3 at Missouri St.	1/13/16
Minutes	25 vs. Michigan St.	11/25/16

**MISCELLANEOUS**


Category	16-17	Career
10+ Points	2	3
20+ Points	-	-
10+ Rebounds	-	-
Alley-Oop Assists	-	-
Dunks	1	2
Fouled Out	1	1
P-R Double-Doubles	-	-
P-A Double-Doubles	-	-
Leading Scorer	1	1
Leading Rebounder	1	1
Assist Leader	-	-

**2016-17 GAME-BY-GAME STATISTICS**

Date	Opponent	gs	min	fg	fga	3p	3pa	ft	fta	reb	pf	ast	to	blk	stl	pts
N-11	S. CAROLINA ST.	16	4	6	1	2	5	5	2	1	3	1	1	0		14
N-13	LONG BEACH ST.	17	0	2	0	0	4	6	4	2	0	1	0	0		4
N-16	TULSA	23	3	4	1	2	2	3	3	2	0	2	0	0		9
N-20	EASTERN SHORE	16	0	0	0	0	4	5	3	0	0	1	0	0		4
N-23	vs. LSU	11	2	5	2	3	1	2	3	2	1	1	1	0		
N-24	vs. Louisville	14	1	1	0	0	1	1	5	1	0	1	0	0		3
N-25	vs. Michigan St.	25	4	5	1	1	3	4	2	5	0	1	0	0		12
N-29	SO. NAZARENE	* 18	1	2	0	0	1	2	1	3	4	2	0	0		3
D-3	at Colorado St.	* 19	0	4	0	2	0	0	3	4	1	1	0	0		0
D-6	SAINT LOUIS	* 16	0	2	0	0	0	1	3	3	0	0	1	0		0
D-10	at Oklahoma															
D-17	OKLAHOMA ST.															
D-22	S. DAKOTA ST.															
D-28	at Indiana St. ^															
J-1	BRADLEY ^															
J-4	DRAKE ^															
J-8	at No. Iowa ^															
J-11	LOYOLA ^															
J-14	at Illinois St.^															
J-17	at Evansville ^															
J-21	INDIANA ST. ^															
J-24	SO. ILLINOIS ^															
J-29	at Bradley ^															
F-1	at Drake ^															
F-4	ILLINOIS ST. ^															
F-9	MISSOURI ST. ^															
F-12	at Loyola															
F-15	at So. Illinois ^															
F-18	NO. IOWA ^															
F-21	EVANSVILLE ^															
F-25	at Missouri St. ^															
M-2-5	MVC Tournament															

**CAREER TOTALS**

Season		GP	GS	Min	Avg	FG	FGA	%	3FG	FGA	%	FT	FTA	%	Off	Def	Tot	Avg	PF	FO	A	TO	Blk	Stl	Pts	Avg
2014-15	Freshman	24	0	212	8.8	18	38	.474	5	18	.278	14	20	.700	8	20	28	1.2	29	0	4	8	9	3	55	2.3
2015-16	Sophomore	28	0	214	7.6	16	38	.421	1	12	.083	11	18	.611	12	22	34	1.2	37	0	2	8	7	2	44	1.6
2016-17	Junior	10	3	175	17.5	15	31	.484	5	10	.500	21	29	.724	5	24	29	2.9	23	1	9	11	3	0	56	5.6
TOTALS		62	3	601	9.7	49	107	.458	11	40	.275	46	67	.687	25	66	91	1.5	89	1	15	27	19	5	155	2.5



**21 Darral WILLIS Jr.**

6-9 | 218 | Jr. | Forward | TR  
Madison, Wisc. • Memorial HS • Pearl River (Miss.) CC

## OVERVIEW

## 2016-17 (Junior):

A versatile scorer and post defender who becomes the latest in a long line of talented junior college forwards to join the Shocker program... The ninth JUCO All-American to play for Gregg Marshall at WSU... Has two seasons of eligibility remaining.

## Junior College:

An NJCAA Third Team All-American in 2015-16 for Pearl River (Miss.) Community College in Poplarville, Miss... Chose WSU over Arizona State and also had offers from Marquette, LSU, Oklahoma State and Mississippi State... In two seasons at PRCC, led the Wildcats to back-to-back MACJC South Division championships and 41 wins... Averaged 18.4 points and 10.8 rebounds as a sophomore with 15 double-doubles in 25 games... Reached 20 points on nine occasions... Had a monster performance in the MACJC quarterfinals, finishing with 29 points, 15 rebounds and three blocks while going 13-for-13 at the foul line... Scored a season-high 33 points with 13 boards in a late January win that also netted him conference player of the week honors... As a freshman, averaged 13.8 points and 7.1 rebounds for a team that finished 25-5 and won the MACJC state title... Was voted All-Region 23 and All-MCJC South Division... Coached by Chris Oney

## High School:

Enjoyed a breakout season as a high school senior at Madison Memorial, where he was a Wisconsin Basketball Coaches Association Division I All-State selection and conference player of the year in 2014... Was a fourth-team All-State (all classes) selection by the Wisconsin Associated Press... Averaged 17.3 points and led Memorial High to a conference title

## Personal:

Darryn Willis, Jr. ... Born Jan. 21, 1996 in Madison, Wisc... Son of Darryn Willis Sr. and Wendy Buckingham... Has two brothers and three sisters... Left-handed

## Gregg Marshall:

"We think he's a guy who can come in play big minutes at the four. He does everything well. He can shoot, he can drive, and he can score facing or with his back to the basket. He runs, rebounds, defends and comes from a winning program."

## CAREER HIGHS

Category	Opponent	Date
Points	16 2x, Last: vs. Mich. St.	11/25/16
Rebounds	9 SO. NAZARENE	11/29/16
Field Goals	7 TULSA	11/16/16
FG Attempts	13 TULSA	11/16/16
3-Pointers	-	
3-Pt Attempts	-	
Free Throws	5 2x, Last: SNU	11/29/16
FT Attempts	6 4x, Last: SNU	11/29/16
Assists	2 2x, Last: MDES	11/20/16
Steals	2 2x, Last: MDES	11/20/16
Blocks	2 SO. NAZARENE	11/29/16
Minutes	20 vs. Michigan St.	11/25/16

## MISCELLANEOUS

Category	16-17	Career
10+ Points	4	4
20+ Points	-	-
10+ Rebounds	-	-
Alley-Oop Assists	-	-
Dunks	3	3
Fouled Out	-	-
P-R Double-Doubles	-	-
P-A Double-Doubles	-	-
Leading Scorer	1	1
Leading Rebounder	4	4
Assist Leader	-	-

## 2016-17 GAME-BY-GAME STATISTICS

Date	Opponent	gs	min	fg	fga	3p	3pa	ft	fta	reb	pf	ast	to	blk	stl	pts
N-11	S. CAROLINA ST.		18	2	4	0	0	4	6	4	2	1	1	0	0	8
N-13	LONG BEACH ST.		16	3	4	0	0	3	4	5	3	1	1	1	0	9
N-16	TULSA		18	7	13	0	0	2	2	7	3	2	3	0	2	16
N-20	EASTERN SHORE		15	3	4	0	0	5	6	4	4	2	2	0	2	11
N-23	vs. LSU		17	4	10	0	0	0	1	5	3	0	1	1	0	8
N-24	vs. Louisville		12	1	4	0	0	1	2	4	4	1	2	0	1	3
N-25	vs. Michigan St.		20	6	11	0	0	4	6	6	2	0	1	1	0	16
N-29	SO. NAZARENE		16	3	5	0	0	5	6	9	1	0	1	2	1	11
D-3	at Colorado St.	*	16	2	5	0	0	2	2	4	4	0	4	1	0	6
D-6	SAINT LOUIS	*	18	5	8	0	0	2	4	5	2	0	1	1	0	12
D-10	at Oklahoma															
D-17	OKLAHOMA ST.															
D-22	S. DAKOTA ST.															
D-28	at Indiana St. ^															
J-1	BRADLEY ^															
J-4	DRAKE ^															
J-8	at No. Iowa ^															
J-11	LOYOLA ^															
J-14	at Illinois St.^															
J-17	at Evansville ^															
J-21	INDIANA ST. ^															
J-24	SO. ILLINOIS ^															
J-29	at Bradley ^															
F-1	at Drake ^															
F-4	ILLINOIS ST. ^															
F-9	MISSOURI ST. ^															
F-12	at Loyola															
F-15	at So. Illinois ^															
F-18	NO. IOWA ^															
F-21	EVANSVILLE ^															
F-25	at Missouri St. ^															
M-2-5	MVC Tournament															

## CAREER TOTALS

Season	GP	GS	Min	Avg	FG	FGA	%	3FG	FGA	%	FT	FTA	%	Off	Def	Tot	Avg	PF	FO	A	TO	Blk	Stl	Pts	Avg
2016-17	10	2	166	16.6	36	68	.529	0	0	.000	28	39	.718	19	34	53	5.3	28	0	7	17	7	6	100	10.0
<b>TOTALS</b>	<b>10</b>	<b>2</b>	<b>166</b>	<b>16.6</b>	<b>36</b>	<b>68</b>	<b>.529</b>	<b>0</b>	<b>0</b>	<b>.000</b>	<b>28</b>	<b>39</b>	<b>.718</b>	<b>19</b>	<b>34</b>	<b>53</b>	<b>5.3</b>	<b>28</b>	<b>0</b>	<b>7</b>	<b>17</b>	<b>7</b>	<b>6</b>	<b>100</b>	<b>10.0</b>



**24 Shaquille MORRIS**6-8 | 275 | R-Jr. | Center | 2L  
Edmond, Okla. • Memorial HS**OVERVIEW****2016-17 (Junior):**

Voted second team preseason All-MVC... One of two starters slated for return from the 2015-16 squad.

**2015-16 (Sophomore):**

Made big strides in his sophomore season by increasing his motor and stamina, allowing him to play harder for longer stretches... Winner of the Most Improved Player Award at the team's end of the season celebration, as voted by the WSU coaching staff... Scored in double-digits 11 times, averaging 6.8 points, 3.6 rebounds and just over a block per game in 15.6 minutes... Ranked third in the Missouri Valley Conference in total blocks (35)... Finished the year with a .566 shooting percentage – one of the five-highest ever record by a Shocker underclassman... During MVC play, ranked third on the team at 7.8 points... In 18 MVC games, posted the league's third-highest field goal percentage (.583) and third-highest blocked shot total (17)... Finished with a team-high 22 dunks...

Started the final 29 games after a lackluster start to the season, in which he totaled just 10 points through the first five games and did not see action in a Nov. 27 loss to Alabama in the Advocare Invitational... Following starting center Anton Grady's spinal concussion injury in the Alabama game, took his game to another level, erupting for 11 points in 24 minutes off the bench against Iowa on Nov. 29... Earned a starting nod on Dec. 5 at Saint Louis and chipped in 12 points on 6-of-7 shooting to go with six rebounds... Maintained the starting role, even after Grady's Dec. 19 return, and the two formed a lethal platoon at the center position (In 18 MVC games: 15.4 points, 7.8 rebounds and 1.8 blocks in 31.4 combined minutes)... Played his best stretch of basketball between Jan. 20 and Feb. 9, scoring in double-figures six times in seven games while averaging 11.1 points, 3.7 rebounds and 1.1 blocks... During that stretch, scored a season-high 13 in a Feb. 3 home win over Southern Illinois that extended WSU's lead in the Valley standings to four games... Set a WSU MVC Tournament record with six blocks in the quarterfinal win over Loyola and also established a new program-best for most blocks in a single MVC Tournament (8)... Swatted at least one shot in seven-straight games from Feb. 21 to March 17 with 16 total over that stretch... Played a career-high 25 minutes in the NCAA Second Round loss to Miami, finishing with a line of 12 points, six rebounds and two steals...

**2014-15 (Redshirt Freshman):**

A member of the Missouri Valley Conference All-Bench team after averaging 4.7 points and 2.6 rebounds... Recorded the second-highest field goal percentage ever by a Shocker freshman, connecting on 54.5 percent of his attempts (61-of-112)... Reached double-figures in scoring on three occasions, topped by a 17-point effort at Southern Illinois on Feb. 17 in which he hit 7-of-8 shots... Also matched his season rebounding high in the win at SIU, snagging seven caroms... Was left behind when the team trav

**2016-17**

- Preseason Second Team All-Missouri Valley Conference

**2015-16**

- WSU Banquet Honor: Cleo Littleton Most Improved Player

**2014-15**

- Missouri Valley Conference All-Freshman Team

**CAREER HIGHS**

Opponent	Opponent	Date
Points	17 at So. Illinois	2/17/15
Rebounds	8 MISSOURI ST.	2/18/16
Field Goals	7 2x, Last: SNU	11/29/16
FG Attempts	13 vs. Louisville	11/24/16
3-Pointers	1 2x, Last: at Colo. St.	12/3/16
3-Pt Attempts	2 at Colorado St.	12/3/16
Free Throws	5 ILLINOIS ST.	1/4/15
FT Attempts	7 ILLINOIS ST.	1/4/15
Assists	3 NEWMAN	11/23/14
Steals	2 3x, Last: vs. Miami	3/19/16
Blocks	6 vs. Loyola	3/4/16
Minutes	30 vs. Louisville	11/24/16

**MISCELLANEOUS**

Category	16-17	Career
10+ Points	3	18
20+ Points	-	-
10+ Rebounds	-	-
Alley-Oop Assists	-	-
Dunks	7	45
Fouled Out	1	2
P-R Double-Doubles	-	-
P-A Double-Doubles	-	-
Leading Scorer	2	8
Leading Rebounder	2	9
Assist Leader	-	-

**2016-17 GAME-BY-GAME STATISTICS**

Date	Opponent	gs	min	fg	fga	3p	3pa	ft	fta	reb	pf	ast	to	blk	stl	pts
N-11	S. CAROLINA ST.	*	11	3	3	0	0	2	2	3	3	1	2	1	1	8
N-13	LONG BEACH ST.	*	17	2	2	0	0	1	2	3	4	0	2	4	1	5
N-16	TULSA	*	10	4	4	0	0	0	0	2	3	0	1	0	1	8
N-20	EASTERN SHORE	*	15	1	3	1	1	3	4	0	3	0	0	0	0	6
N-23	vs. LSU	*	16	2	9	0	1	1	2	6	3	1	1	0	0	5
N-24	vs. Louisville	*	30	5	13	0	1	0	0	4	2	1	1	0	1	10
N-25	vs. Michigan St.	*	10	0	2	0	0	2	2	1	5	0	0	0	0	2
N-29	SO. NAZARENE		14	7	10	0	0	1	2	1	2	0	0	0	0	15
D-3	at Colorado St.		21	6	9	1	2	0	1	6	4	1	1	1	0	13
D-6	SAINT LOUIS		16	4	7	0	0	0	0	7	3	1	0	0	0	8
D-10	at Oklahoma															
D-17	OKLAHOMA ST.															
D-22	S. DAKOTA ST.															
D-28	at Indiana St. ^															
J-1	BRADLEY ^															
J-4	DRAKE ^															
J-8	at No. Iowa ^															
J-11	LOYOLA ^															
J-14	at Illinois St. ^															
J-17	at Evansville ^															
J-21	INDIANA ST. ^															
J-24	SO. ILLINOIS ^															
J-29	at Bradley ^															
F-1	at Drake ^															
F-4	ILLINOIS ST. ^															
F-9	MISSOURI ST. ^															
F-12	at Loyola															
F-15	at So. Illinois ^															
F-18	NO. IOWA ^															
F-21	EVANSVILLE ^															
F-25	at Missouri St. ^															
M-2-5	MVC Tournament															

**CAREER TOTALS**

Season	GP	GS	Min	Avg	FG	Fga	%	3FG	Fga	%	FT	Fta	%	Off	Def	Tot	Avg	PF	FO	A	TO	Blk	Stl	Pts	Avg
2013-14 Redshirt																									
2014-15 RS-Freshman	33	1	420	12.7	61	112	.545	0	1	.000	34	53	.642	26	60	86	2.6	92	0	11	30	26	9	156	4.7
2015-16 Sophomore	34	29	530	15.6	94	166	.566	0	0	.000	42	64	.656	42	79	121	3.6	95	1	13	25	35	11	230	6.8
2016-17 Junior	10	7	160	16.0	34	62	.548	2	5	.400	10	15	.667	7	26	33	3.3	32	1	5	8	6	4	80	8.0
<b>TOTALS</b>	<b>77</b>	<b>37</b>	<b>1110</b>	<b>14.4</b>	<b>189</b>	<b>340</b>	<b>.556</b>	<b>2</b>	<b>6</b>	<b>.333</b>	<b>86</b>	<b>132</b>	<b>.652</b>	<b>75</b>	<b>165</b>	<b>240</b>	<b>3.1</b>	<b>219</b>	<b>2</b>	<b>29</b>	<b>63</b>	<b>67</b>	<b>24</b>	<b>466</b>	<b>6.1</b>



# 25 Eric HAMILTON

6-8 | 231 | So. | Forward | 1L  
Atlanta, Ga. • Duluth HS •  
Sunrise Christian Academy (Kan.)

## OVERVIEW

### 2016-17 (Sophomore):

### 2015-16 (Freshman):

Appeared in 21 games off the bench and averaged 3.4 points and 1.7 rebounds in 6.1 minutes... Showed flashes of potential as a true freshman while adapting to the WSU system and the rigors of Division I basketball... Won the slam dunk contest title at October's Shocker Madness when he leaped over the head of team mascot, WuShoek... Made his collegiate debut with 13 points and seven rebounds in 15 minutes in a season-opening win over Charleston Southern (Nov. 13)... Scored a season-high 14 points in 17 minutes in the Shockers' AdvoCare Invitational finale against Iowa... Went 4-for-8 at the foul line against Nevada (Dec. 22), helping WSU set a new school record with 44 free throw makes and provided the last of the Shockers' MVC and school record-tying 62 free throw attempts on the night... Did not see action in 14 total games including all five MVC and NCAA Tournament contests...

### Prep School:

Spent a post-graduate year at Sunrise Christian Academy, just outside of Wichita...

### High School:

A 2014 graduate of Duluth (Ga.) High School... Averaged 14.8 points and 8.1 rebounds as a senior, earning team MVP honors... Was also voted Most Improved... Earned First Team All-Gwinnett County and First Team All-Metro Atlanta status... Coached by Eddie Hood... A Rivals three-star recruit...

### Personal:

Full name is Eric Raekwon Hamilton... Born Sep. 18, 1995 in Charleston, S.C... Son of Bertha Lancaster and Eric Hamilton... Has two brothers: Malik and Ahmad and a sister, Chyna...

## CAREER HIGHS

Opponent	Opponent	Date
Points	14 vs. Iowa	11/29/15
Rebounds	7 CHARLESTON SO.	11/13/15
Field Goals	5 vs. Iowa	11/29/15
FG Attempts	7 vs. Iowa	11/29/15
3-Pointers	1 5x, Last: ST. LOUIS	12/6/16
3-Pt Attempts	2 2x	
Free Throws	6 vs. Iowa	11/29/15
FT Attempts	8 NEVADA	12/22/15
Assists	1 3x	
Steals	1 3x, Last: TULSA	11/16/16
Blocks	1 6x, Last: ST. LOUIS	12/6/16
Minutes	17 vs. Iowa	11/29/15

## MISCELLANEOUS

Category	16-17	Career
10+ Points	-	2
20+ Points	-	-
10+ Rebounds	-	-
Alley-Oop Assists	-	-
Dunks	-	-
Fouled Out	-	-
P-R Double-Doubles	-	-
P-A Double-Doubles	-	-
Leading Scorer	-	1
Leading Rebounder	-	2
Assist Leader	-	-

## 2016-17 GAME-BY-GAME STATISTICS

Date	Opponent	gs	min	fg	fga	3p	3pa	ft	fta	reb	pf	ast	to	blk	stl	pts
N-11	S. CAROLINA ST.	10	1	5	0	1	2	4	4	0	1	0	1	0	4	4
N-13	LONG BEACH ST.	6	0	1	0	1	0	0	2	4	0	3	0	1	0	0
N-16	TULSA	6	0	2	0	0	0	0	1	0	0	1	0	1	0	0
N-20	EASTERN SHORE	10	1	3	0	1	1	2	0	2	0	0	0	0	0	3
N-23	vs. LSU	7	0	2	0	0	0	0	2	0	0	1	0	0	0	0
N-24	vs. Louisville	2	0	1	0	0	0	2	0	0	0	0	0	0	0	0
N-25	vs. Michigan St.	1	0	0	0	0	0	0	2	1	0	0	0	0	0	0
N-29	SO. NAZARENE	11	1	2	0	1	0	0	4	1	0	1	0	0	0	2
D-3	at Colorado St.	DNP														
D-6	SAINT LOUIS	7	2	3	1	1	0	0	2	0	0	1	1	0	5	5
D-10	at Oklahoma															
D-17	OKLAHOMA ST.															
D-22	S. DAKOTA ST.															
D-28	at Indiana St. ^															
J-1	BRADLEY ^															
J-4	DRAKE ^															
J-8	at No. Iowa ^															
J-11	LOYOLA ^															
J-14	at Illinois St. ^															
J-17	at Evansville ^															
J-21	INDIANA ST. ^															
J-24	SO. ILLINOIS ^															
J-29	at Bradley ^															
F-1	at Drake ^															
F-4	ILLINOIS ST. ^															
F-9	MISSOURI ST. ^															
F-12	at Loyola															
F-15	at So. Illinois ^															
F-18	NO. IOWA ^															
F-21	EVANSVILLE ^															
F-25	at Missouri St. ^															
M-2-5	MVC Tournament															

## CAREER TOTALS

Season	GP	GS	Min	Avg	FG	FGA	%	3FG	FGA	%	FT	FTA	%	Off	Def	Tot	Avg	PF	FO	A	TO	Blk	Stl	Pts	Avg
2015-16 Freshman	21	0	128	6.1	23	44	.523	4	11	.364	21	32	.656	10	25	35	1.7	15	0	2	9	4	1	71	3.4
2016-17 Sophomore	9	0	60	6.7	5	19	.263	1	5	.200	3	8	.375	3	14	17	1.9	8	0	1	7	2	2	14	1.6
<b>TOTALS</b>	<b>30</b>	<b>0</b>	<b>188</b>	<b>6.3</b>	<b>28</b>	<b>63</b>	<b>.444</b>	<b>5</b>	<b>16</b>	<b>.313</b>	<b>24</b>	<b>40</b>	<b>.600</b>	<b>13</b>	<b>39</b>	<b>52</b>	<b>1.7</b>	<b>23</b>	<b>0</b>	<b>3</b>	<b>16</b>	<b>6</b>	<b>3</b>	<b>85</b>	<b>2.8</b>



# 32 Markis MCDUFFIE

6-8 | 194 | So. | Forward | HS  
Paterson, N.J. • St. Anthony's HS

## OVERVIEW

### 2016-17 (Sophomore):

Preseason First Team All-Missouri Valley Conference... One of 20 players named to the Julius Erving Award preseason watch list (small forward of the year)... Was limited during the team's Canadian exhibition tour in August by a partially torn meniscus on his right knee... Had surgery on the knee on Aug. 19 and returned just in time for the official start of fall practice in early October.

### 2015-16 (Freshman):

The Missouri Valley Conference's youngest freshman by a wide margin, turning 18 just a few days into the fall semester, but made a tremendous impact on his way to MVC Freshman of the Year honors... First WSU player to win MVC Freshman of the Year since 2002 and just the fourth overall... Also named to the All-Freshman, All-Newcomer and All-Bench teams... Averaged 7.4 points and 3.3 rebounds in 18.5 minutes and tied for third on the team with 27 steals... Made his biggest strides defensively, transforming from an early-season liability to a major weapon... Platooned with Zach Brown at the 3 and his used his length and athleticism to shut down some of the MVC's top scoring guards... Led all MVC freshmen in points-per-40 minutes (16.1)... Ranked fifth in the MVC (all players) on statistical guru Ken Pomeroy's Offensive Efficiency chart... One of just five MVC reserves to average north of 7.0 points per game... Part of a WSU unit that averaged a league-best 29.4 bench points per game and ranked in the top-20 nationally... Athleticism and skillset were never questioned, but needed time to adapt to the mental side of college basketball... Was a strong redshirt candidate near the end of preseason but ultimately joined the active roster... Used sparingly against Charleston Southern (Nov. 13) and Emporia State (Nov. 21) and not at all against Tulsa (Nov. 17)... Injuries to multiple rotation players and a desperate need for offense forced him into the lineup at the AdvoCare Invitational, where he enjoyed a breakout performance... After collecting just five points (all on free throws) in the Shockers' first three regular season games, provided a huge scoring lift for the Shockers, averaging 12.3 points, 3.7 boards and 2.0 steals in three tournament games while hitting 6-of-11 from three... Scored 14 points against Southern California (Nov. 26), 14 against Alabama (Nov. 27) and nine against Iowa (Nov. 29) while making his first career start... Scored big but struggled defensively, often missing assignments, but learned from the experience and made steady improvement over the next few weeks... Had his best shooting game of the year at a crucial time, hitting 4-of-5 threes in a 13-point effort against No. 25 Utah (Dec. 12)... Scored in double-figures five times during WSU's 9-0 January and averaged 9.4 points... Finished with 14 points in 19 minutes in a road win at Bradley (Jan. 3) – the first of six double-figure scoring games during conference play... Was instrumental in WSU's win at Missouri State (Jan. 13) grabbing a season-high nine rebounds while scoring 10 of his season-best 16 points over one three-minute stretch late in the first half to lead the Shockers back from an early 11-point deficit... Had 15 points as WSU handed UNI its worst home loss in its 10 seasons at the McLeod Center... Following the UNI game, struggled with his shot over the final 17 contests and was just 7-of-35 (.200) from deep the rest of the way but had success inside. Used length and agility to his advantage to get to the rim and shot just under 55-percent from the

### 2016-17

- Battle 4 Atlantis All-Tournament Team
- Preseason First Team All-Missouri Valley Conference
- Julius Erving Award Preseason Watch List (small forward of the year)

### 2015-16

- Missouri Valley Conference Freshman of the Year
- MVC All-Newcomer Team
- MVC All-Bench Team
- MVC All-Freshman Team

## CAREER HIGHS

Opponent	Opponent	Date
Points	16 at Missouri St.	1/13/16
Rebounds	9 at Missouri St.	1/13/16
Field Goals	8 at Missouri St.	1/13/16
FG Attempts	11 vs. Michigan St.	11/25/16
3-Pointers	4 UTAH	12/12/15
3-Pt Attempts	5 4x, Last: vs. UNI	3/5/16
Free Throws	9 TULSA	11/16/16
FT Attempts	12 TULSA	11/16/16
Assists	4 2x, Last: TULSA	11/16/16
Steals	4 vs. So. Calif.	11/26/15
Blocks	1 9x, Last: TULSA	11/16/16
Minutes	33 at Colorado St.	12/3/16

## MISCELLANEOUS

Category	16-17	Career
10+ Points	7	17
20+ Points	-	-
10+ Rebounds	-	-
Alley-Oop Assists	-	-
Dunks	3	9
Fouled Out	-	-
P-R Double-Doubles	-	-
P-A Double-Doubles	-	-
Leading Scorer	3	5
Leading Rebounder	1	4
Assist Leader	1	1

## 2016-17 GAME-BY-GAME STATISTICS

Date	Opponent	gs	min	fg	fga	3p	3pa	ft	fta	reb	pf	ast	to	blk	stl	pts
N-11	S. CAROLINA ST.	16	5	7	0	1	1	3	7	1	1	1	0	1	1	11
N-13	LONG BEACH ST.	14	4	5	0	1	0	0	5	3	3	0	1	1	1	8
N-16	TULSA	26	4	9	1	3	9	12	7	1	4	2	1	1	1	18
N-20	EASTERN SHORE	17	3	3	1	1	2	2	2	2	2	4	0	0	0	9
N-23	vs. LSU	23	6	9	1	2	2	2	5	2	0	0	0	0	0	15
N-24	vs. Louisville	27	2	7	0	2	6	8	4	2	2	3	0	0	0	10
N-25	vs. Michigan St.	25	4	11	2	4	0	0	4	2	0	0	0	1	1	10
N-29	SO. NAZARENE	22	4	8	1	2	2	3	2	1	1	1	0	1	1	11
D-3	at Colorado St.	* 33	3	9	2	3	4	4	5	1	2	0	0	2	12	12
D-6	SAINT LOUIS	* 20	2	9	0	2	3	4	3	0	3	0	0	1	7	7
D-10	at Oklahoma															
D-17	OKLAHOMA ST.															
D-22	S. DAKOTA ST.															
D-28	at Indiana St. ^															
J-1	BRADLEY ^															
J-4	DRAKE ^															
J-8	at No. Iowa ^															
J-11	LOYOLA ^															
J-14	at Illinois St. ^															
J-17	at Evansville ^															
J-21	INDIANA ST. ^															
J-24	SO. ILLINOIS ^															
J-29	at Bradley ^															
F-1	at Drake ^															
F-4	ILLINOIS ST. ^															
F-9	MISSOURI ST. ^															
F-12	at Loyola															
F-15	at So. Illinois ^															
F-18	NO. IOWA ^															
F-21	EVANSVILLE ^															
F-25	at Missouri St. ^															
M-2-5	MVC Tournament															

## CAREER TOTALS

Season	GP	GS	Min	Avg	FG	FGA	%	3FG	FGA	%	FT	FTA	%	Off	Def	Tot	Avg	PF	FO	A	TO	Blk	Stl	Pts	Avg
2015-16 Freshman	34	1	630	18.5	87	204	.426	23	73	.315	55	77	.714	36	75	111	3.3	55	0	25	33	7	27	252	7.4
2016-17 Sophomore	10	2	223	22.3	37	77	.481	8	21	.381	29	38	.763	14	30	44	4.4	15	0	18	11	2	8	111	11.1
TOTALS	44	3	853	19.4	124	281	.441	31	94	.330	84	115	.730	50	105	155	3.5	70	0	43	44	9	35	363	8.3

**33 Conner FRANKAMP**6-1 | 169 | R-Jr. | Guard | 1L  
Wichita, Kan. • North HS • Kansas**OVERVIEW****2016-17 (Junior):**

A gifted scorer who can play both of the guard spots... Threw out the first pitch at a Kansas City Royals game in June, 2016.

**2015-16 (Sophomore):**

Missed the first seven games of the year due to NCAA transfer rules... Averaged 6.1 points in 28 games off the bench, while playing 19.2 minutes per game... Connected on 35-of-100 three-point attempts (.350)... Shot 88.5 percent from the free throw line (23-of-26) and did not miss a foul shot after Dec. 22, finishing the year with 19-consecutive makes... Went nearly two months without committing a turnover (Dec. 31 to Feb. 24) and finished the year with just five in 479 minutes of action... Didn't bank enough assists to qualify for national lists, but had an exceptional 5.6-to-1 assist-to-turnover ratio (28 assists, 5 turnovers) for the year with a 9.0-to-1 mark in MVC play (18 assists, 2 turnovers)... Made his Shocker debut on Dec. 9 at home against UNLV... Went scoreless until the final minute before hitting two clutch free throws in the final minute to extend the Shocker lead to two possessions... Missed his first nine field goal attempts, spanning the better part of two games before connecting twice in the final minute against No. 25 Utah at INTRUST Bank Arena (Dec. 12). That included a jumper from just inside the line with 54 seconds to go and his first three-pointer of the year at the 15-second mark... Beginning with the Utah game, had a run of eight-straight games with a three-point make... Scored 13 points on 3-of-7 shooting from beyond the arc in an overtime loss at Seton Hall (Dec. 19)... Had back-to-back big games on the road going 4-for-7 and 4-for-8 from three in wins at Southern Illinois (Jan. 9) and Missouri State (Jan. 13), scoring a career-high 14 points in each... After the Jan. 13 game at MSU, ranked in the top-10 nationally in threes-per-40 minutes, but shot just 29.3 percent from deep the rest of the season and never hit more than two triples in a game... While shooting numbers dipped, showed improvement in other areas, particularly on the defensive end... Stepped up during the NCAA Tournament, scoring eight points on a pair of second-half threes in the First Four win over Vanderbilt... Matched a career-high with two blocks, tallied 10 points and added two assists in 14 minutes to help the Shockers take down Arizona in the Round of 64...

**CAREER HIGHS**

Opponent	Opponent	Date
Points	15 LONG BEACH ST.	11/13/16
Rebounds	4 3x, Last: ST. LOUIS	12/6/16
Field Goals	5 3x, Last: LBSU	11/13/16
FG Attempts	10 at Evansville	1/31/16
3-Pointers	4 2x, Last: at Missouri St	1/13/16
3-Pt Attempts	8 at Missouri St.	1/13/16
Free Throws	4 2x, Last: MDES	11/20/16
FT Attempts	6 TOWSON	11/22/13
Assists	7 vs. LSU	11/23/16
Steals	2 4x, Last: vs. Mich. St.	11/25/16
Blocks	2 3x, Last: TULSA	11/16/16
Minutes	34 vs. Louisville	11/24/16

**MISCELLANEOUS**

Category	16-17	Career
10+ Points	3	10
20+ Points	-	-
10+ Rebounds	-	-
Alley-Oop Assists	-	-
Dunks	-	-
Fouled Out	-	-
P-R Double-Doubles	-	-
P-A Double-Doubles	-	-
Leading Scorer	1	1
Leading Rebounder	-	-
Assist Leader	3	3

**2016-17 GAME-BY-GAME STATISTICS**

Date	Opponent	gs	min	fg	fga	3p	3pa	ft	fta	reb	pf	ast	to	blk	stl	pts
N-11	S. CAROLINA ST.	*	20	0	3	0	3	0	0	1	0	4	1	0	1	0
N-13	LONG BEACH ST.	*	28	5	8	3	5	2	2	1	1	0	1	0	0	15
N-16	TULSA	*	23	0	4	0	3	0	0	0	1	2	1	2	0	0
N-20	EASTERN SHORE	*	17	3	6	1	3	4	4	1	2	5	0	0	0	11
N-23	vs. LSU	*	24	3	4	2	2	0	0	1	0	7	0	0	2	8
N-24	vs. Louisville	*	34	3	7	3	7	0	0	4	0	1	0	0	1	9
N-25	vs. Michigan St.	*	27	0	6	0	4	2	2	1	0	1	1	0	2	2
N-29	SO. NAZARENE	*	13	1	4	1	3	0	0	2	0	3	1	0	0	3
D-3	at Colorado St.		15	3	6	2	5	0	0	2	2	2	1	0	0	8
D-6	SAINT LOUIS		19	1	5	1	4	0	0	4	1	2	1	0	1	3
D-10	at Oklahoma															
D-17	OKLAHOMA ST.															
D-22	S. DAKOTA ST.															
D-28	at Indiana St. ^															
J-1	BRADLEY ^															
J-4	DRAKE ^															
J-8	at No. Iowa ^															
J-11	LOYOLA ^															
J-14	at Illinois St. ^															
J-17	at Evansville ^															
J-21	INDIANA ST. ^															
J-24	SO. ILLINOIS ^															
J-29	at Bradley ^															
F-1	at Drake ^															
F-4	ILLINOIS ST. ^															
F-9	MISSOURI ST. ^															
F-12	at Loyola															
F-15	at So. Illinois ^															
F-18	NO. IOWA ^															
F-21	EVANSVILLE ^															
F-25	at Missouri St. ^															
M-2-5	MVC Tournament															

**CAREER TOTALS**

Season	GP	GS	Min	Avg	FG	FGA	%	3FG	FGA	%	FT	FTA	%	Off	Def	Tot	Avg	PF	FO	A	TO	Blk	Stl	Pts	Avg
2013-14 Freshman (at Kansas)	27	0	224	8.3	22	64	.344	15	48	.313	8	10	.800	2	14	16	0.6	17	0	15	3	2	4	67	2.5
2014-15 RS-Sophomore	28	0	479	17.1	57	147	.388	35	100	.350	23	26	.885	3	38	41	1.5	26	0	28	5	5	9	172	6.1
2015-16 RS-Junior	10	8	220	22.0	19	53	.358	13	39	.333	8	8	1.000	3	14	17	1.7	7	0	27	7	2	7	59	5.9
<b>at WSU</b>	<b>38</b>	<b>8</b>	<b>699</b>	<b>18.4</b>	<b>76</b>	<b>200</b>	<b>.380</b>	<b>48</b>	<b>139</b>	<b>.345</b>	<b>31</b>	<b>34</b>	<b>.912</b>	<b>6</b>	<b>52</b>	<b>58</b>	<b>1.5</b>	<b>33</b>	<b>0</b>	<b>55</b>	<b>12</b>	<b>7</b>	<b>16</b>	<b>231</b>	<b>6.1</b>
<b>Total</b>	<b>65</b>	<b>8</b>	<b>923</b>	<b>14.2</b>	<b>98</b>	<b>264</b>	<b>.371</b>	<b>63</b>	<b>187</b>	<b>.337</b>	<b>39</b>	<b>44</b>	<b>.886</b>	<b>8</b>	<b>66</b>	<b>74</b>	<b>1.1</b>	<b>50</b>	<b>0</b>	<b>70</b>	<b>15</b>	<b>9</b>	<b>20</b>	<b>298</b>	<b>4.6</b>





**RASHARD KELLY**  
**0** | Jr. | F | 6-7 | 225  
Fredericksburg, Va.



**ZACH BROWN**  
**1** | Jr. | F | 6-6 | 215  
Houston, Texas



**DAISHON SMITH**  
**2** | Jr. | G | 6-1 | 175  
Jacksonville, Fla.



**C.J. KEYSER**  
**3** | Fr. | G | 6-3 | 194  
Baltimore, Md.




**BRETT BARNEY**  
**4** | R-Fr. | F | 6-9 | 227  
Wichita, Kan.




**ZACH BUSH**  
**5** | R-Sr. | G | 6-6 | 200  
Wichita, Kan.



**KAELAN MALONE**  
**10** | So. | G | 6-0 | 176  
McKinney, Texas



**LANDRY SHAMET**  
**11** | R-Fr. | G | 6-4 | 188  
Kansas City, Mo.



**AUSTIN REAVES**  
**12** | Fr. | G | 6-5 | 179  
Newark, Ark.



**JOHN ROBERT SIMON**  
**14** | Jr. | G | 5-10 | 175  
Oklahoma City, Okla.



**RAUNO NURGER**  
**20** | Jr. | C | 6-10 | 238  
Keila, Estonia



**DARRAL WILLIS JR.**  
**21** | Jr. | F | 6-9 | 221  
Madison, Wisc.




**SHAQUILLE MORRIS**  
**24** | R-Jr. | C | 6-8 | 265  
Edmond, Okla.



**ERIC HAMILTON**  
**25** | So. | F | 6-8 | 230  
Atlanta, Ga.



**MARKIS McDUFFIE**  
**32** | So. | F | 6-8 | 212  
Paterson, N.J.



**CONNER FRANKAMP**  
**33** | R-Jr. | G | 6-1 | 172  
Wichita, Kan.



**GREGG MARSHALL**  
Head Coach



**GREG HEIAR**  
Assistant Coach



**ISAAC BROWN**  
Assistant Coach



**KYLE LINDSTED**  
Assistant Coach



**CHRIS JANS**  
Special Assistant



**DOMINIC OKON**  
Director of Basketball Ops



**DEVON SMITH**  
Mgr. of Player Development

**2016-17 Wichita State Basketball**  
**Wichita State Combined Team Statistics (as of Dec 07, 2016)**  
**All games**

Overall record: 8-2 Conf: 0-0 Home: 6-0 Away: 1-0 Neutral: 1-2

#	Player	gp-gs	min	avg	Total		3-Point		F-Throw		Rebounds				pf	dq	a	to	blk	stl	pts	avg
					fg-fga	fg%	3fg-fga	3fg%	ft-fga	ft%	off	def	tot	avg								
32	McDUFFIE, Markis	10-2	223	22.3	37-77	.481	8-21	.381	29-38	.763	14	30	44	4.4	15	0	18	11	2	8	111	11.1
21	WILLIS Jr., Darral	10-2	166	16.6	36-68	.529	0-0	.000	28-39	.718	19	34	53	5.3	28	0	7	17	7	6	100	10.0
01	BROWN, Zach	10-7	196	19.6	30-62	.484	11-29	.379	22-35	.629	13	22	35	3.5	13	0	19	8	2	8	93	9.3
11	SHAMET, Landry	10-10	218	21.8	27-68	.397	14-39	.359	17-21	.810	11	19	30	3.0	22	0	27	9	1	7	85	8.5
24	MORRIS, Shaquille	10-7	160	16.0	34-62	.548	2-5	.400	10-15	.667	7	26	33	3.3	32	1	5	8	6	4	80	8.0
12	REAVES, Austin	9-0	119	13.2	19-33	.576	12-22	.545	10-14	.714	5	15	20	2.2	7	0	14	4	2	7	60	6.7
02	SMITH, Daishon	10-3	172	17.2	19-45	.422	12-24	.500	14-16	.875	3	27	30	3.0	14	0	28	13	0	14	64	6.4
00	KELLY, Rashard	10-8	165	16.5	25-50	.500	3-9	.333	7-14	.500	14	32	46	4.6	14	0	5	9	1	8	60	6.0
33	FRANKAMP, Conner	10-8	220	22.0	19-53	.358	13-39	.333	8-8	1.000	3	14	17	1.7	7	0	27	7	2	7	59	5.9
20	NURGER, Rauno	10-3	175	17.5	15-31	.484	5-10	.500	21-29	.724	5	24	29	2.9	23	1	9	11	3	0	56	5.6
03	KEYSER, C.J.	6-0	44	7.3	4-12	.333	0-3	.000	4-5	.800	3	1	4	0.7	7	0	3	7	1	1	12	2.0
14	SIMON, John Robert	7-0	34	4.9	3-5	.600	2-4	.500	4-6	.667	0	4	4	0.6	2	0	4	2	0	3	12	1.7
04	BARNEY, Brett	6-0	17	2.8	5-10	.500	0-0	.000	0-1	.000	2	2	4	0.7	1	0	0	0	0	0	10	1.7
25	HAMILTON, Eric	9-0	60	6.7	5-19	.263	1-5	.200	3-8	.375	3	14	17	1.9	8	0	1	7	2	2	14	1.6
10	MALONE, Kaelen	6-0	14	2.3	2-4	.500	0-1	.000	0-0	.000	2	1	3	0.5	2	0	2	2	0	0	4	0.7
05	BUSH, Zach	7-0	17	2.4	1-5	.200	1-5	.200	0-0	.000	0	3	3	0.4	2	0	1	2	0	3	3	0.4
Team											24	37	61				2					
Total.....		10	2000		281-604	.465	84-216	.389	177-249	.711	128	305	433	43.3	197	2	170	119	29	78	823	82.3
Opponents.....		10	2000		191-544	.351	64-219	.292	135-205	.659	87	237	324	32.4	229	12	105	163	35	61	581	58.1

TEAM STATISTICS	WSU	OPP	Date	Opponent	Score	Att.
SCORING	823	581	11/11/16	SOUTH CAROLINA ST.	w 85-39	10506
Points per game	82.3	58.1	^ 11/13/16	LONG BEACH ST.	w 92-55	10506
Scoring margin	+24.2	-	11/16/16	TULSA	w 80-53	10506
FIELD GOALS-ATT	281-604	191-544	11/20/16	UMES	w 116-79	10506
Field goal pct	.465	.351	& 11/23/16	vs LSU	w 82-47	1206
3 POINT FG-ATT	84-216	64-219	& 11/24/16	vs Louisville	L 52-62	1604
3-point FG pct	.389	.292	& 11/25/16	vs Michigan State	L 72-77	1569
3-pt FG made per game	8.4	6.4	11/29/16	SOUTHERN NAZARENE	w 87-57	10436
FREE THROWS-ATT	177-249	135-205	% 12/03/16	at Colorado State	w 82-67	6918
Free throw pct	.711	.659	12/06/16	SAINT LOUIS	w 75-45	10157
F-Throws made per game	17.7	13.5				
REBOUNDS	433	324	* = Conference game			
Rebounds per game	43.3	32.4	^ = Battle 4 Atlantis Preliminary (Wichita, Kan.)			
Rebounding margin	+10.9	-	& = Battle 4 Atlantis (Atlantis, Paradise Island, Bahamas)			
ASSISTS	170	105	% = Mountain West-Missouri Valley Conference Challenge			
Assists per game	17.0	10.5				
TURNOVERS	119	163				
Turnovers per game	11.9	16.3				
Turnover margin	+4.4	-				
Assist/turnover ratio	1.4	0.6				
STEALS	78	61				
Steals per game	7.8	6.1				
BLOCKS	29	35				
Blocks per game	2.9	3.5				
ATTENDANCE	62617	11297				
Home games-Avg/Game	6-10436	1-6918				
Neutral site-Avg/Game	-	3-1460				

Score by Periods	1st	2nd	Totals
Wichita State	402	421	823
Opponents	270	311	581